


Year 2 Home learning

Monday 1st June - Friday 5th June.

| Year 2/ P3 online lessons Monday 1 June - Friday 5 June | | | |  Bitesize Daily lessons | |
|--|--|-------------------------------------|---|---|--|
| Monday | Tuesday | Wednesday | Thursday | Friday | |
| English Using capital letters and punctuation | English Write command sentences using a range of punctuation | English What are suffixes | English Using noun phrases and exclamation marks in writing | English Forming letters accurately and using the suffix 'ly' | |
| Maths 10 times tables | Maths Sharing | Maths Grouping | Maths Odd and even numbers | Maths Challenge of the week | |
| History Gandhi | Geography Introduction to South America - Rio De Janeiro | Science Habitats | French Counting and food and drink | Design and Technology Packaging | |



Year 2 Monday Timetable 01.06.2020

| | | |
|------------|---|---|
| 9.00 | Breakfast | |
| 45 minutes | English- BBC - Using capital letters and punctuation. Watch the video clips and complete the activity. | https://www.bbc.co.uk/bitesize/dailylessons |
| 45 minutes | Maths - BBC- 10 times tables. Watch the video clips and complete the activities. | https://www.bbc.co.uk/bitesize/dailylessons |
| 30 minutes | Break Time | |
| 20 minutes | Quiet Reading • Read a reading book or log onto http://www.scholasticlearningzone.com | Check your Purple Mash email for your log in details. |
| 1 hour | Lunch- This time may depend on your parents, therefore it might change slightly. | |
| 45 minutes | History - BBC- Gandhi. Watch the video clips and complete the activities. | https://www.bbc.co.uk/bitesize/dailylessons |
| 30 minutes | Additional English & Maths - See our school website, purple mash and <u>mathletics</u> . https://www.purplemash.com/sch/stjohnn18 https://login.mathletics.com/ | |
| | Remember to find time to relax and play also. | |



Year 2 Tuesday Timetable 02.06.2020

| | | |
|------------|---|---|
| 9.00 | Breakfast | |
| 45 minutes | English- BBC - Write command sentences using a range of punctuation. Watch the video clips and complete the activity. | https://www.bbc.co.uk/bitesize/dailylessons |
| 45 minutes | Maths- BBC- Sharing. Watch the video clips and complete the activities. | https://www.bbc.co.uk/bitesize/dailylessons |
| 30 minutes | Break Time | |
| 20 minutes | Quiet Reading • Read a reading book or log onto http://www.scholasticlearningzone.com | Check your Purple Mash email for your log in details. |
| 1 hour | Lunch- This time may depend on your parents, therefore it might change slightly. | |
| 45 minutes | Geography - BBC- Introduction to South America - Rio De Janeiro. Watch the video clips and complete the activities. | https://www.bbc.co.uk/bitesize/dailylessons |
| 30 minutes | Additional English & Maths - See our school website, purple mash and <u>mathletics</u> . https://www.purplemash.com/sch/stjohnn18 https://login.mathletics.com/ | |
| | Remember to find time to relax and play also. | |



Year 2 Wednesday Timetable 03.06.2020

| | | |
|------------|---|---|
| 9.00 | Breakfast | |
| 45 minutes | English- BBC - What are suffixes. Watch the video clips and complete the activity. | https://www.bbc.co.uk/bitesize/dailylessons |
| 45 minutes | Maths- BBC- Grouping. Watch the video clips and complete the activities. | https://www.bbc.co.uk/bitesize/dailylessons |
| 30 minutes | Break Time | |
| 20 minutes | Quiet Reading • Read a reading book or log onto http://www.scholasticlearningzone.com | Check your Purple Mash email for your log in details. |
| 1 hour | Lunch- This time may depend on your parents, therefore it might change slightly. | |
| 45 minutes | Science - BBC- Habitats. Watch the video clips and complete the activities. | https://www.bbc.co.uk/bitesize/dailylessons |
| 30 minutes | Additional English & Maths - See our school website, purple mash and mathletics . https://www.purplemash.com/sch/stjohnn18 https://login.mathletics.com/ | |
| | Remember to find time to relax and play also. | |



Year 2 Thursday Timetable 04.06.2020

| | | |
|------------|---|---|
| 9.00 | Breakfast | |
| 45 minutes | English- BBC - Using noun phrases and exclamation marks in writing. Watch the video clips and complete the activity. | https://www.bbc.co.uk/bitesize/dailylessons |
| 45 minutes | Maths- BBC- Odd and even numbers. Watch the video clips and complete the activities. | https://www.bbc.co.uk/bitesize/dailylessons |
| 30 minutes | Break Time | |
| 20 minutes | Quiet Reading • Read a reading book or log onto http://www.scholasticlearningzone.com | Check your Purple Mash email for your log in details. |
| 1 hour | Lunch- This time may depend on your parents, therefore it might change slightly. | |
| 45 minutes | French - BBC- Counting and food and drink. Watch the video clips and complete the activities. | https://www.bbc.co.uk/bitesize/dailylessons |
| 30 minutes | Additional English & Maths - See our school website, purple mash and mathletics . https://www.purplemash.com/sch/stjohnn18 https://login.mathletics.com/ | |
| | Remember to find time to relax and play also. | |



Year 2 Friday Timetable

05.06.2020

| | | |
|------------|---|---|
| 9.00 | Breakfast | |
| 45 minutes | Reading - BBC - Forming letters accurately and using the suffix 'ly'. Watch the video clips and complete the activity. | https://www.bbc.co.uk/bitesize/dailylessons |
| 45 minutes | Maths- BBC- Challenge of the week. Watch the video clips and complete the activities. | https://www.bbc.co.uk/bitesize/dailylessons |
| 30 minutes | Break Time | |
| 20 minutes | Quiet Reading • Read a reading book or log onto http://www.scholasticlearningzone.com | Check your Purple Mash email for your log in details. |
| 1 hour | Lunch- This time may depend on your parents, therefore it might change slightly. | |
| 45 minutes | Design and Technology - BBC- Packaging. Watch the video clips and complete the activities. | https://www.bbc.co.uk/bitesize/dailylessons |
| 30 minutes | Additional English & Maths - See our school website, purple mash and <u>mathletics</u> . https://www.purplemash.com/sch/stjohnn18 https://login.mathletics.com/ | |
| | Remember to find time to relax and play also. | |

Day 1 - English

Read through each sentence. On this sheet correct the punctuation mistakes with a coloured pencil.

1. i saw a giraffe at the zoo it was as tall as a house
2. after tea I went to the park my friend peter was there
3. we went to blackpool on holiday it rained heavily all week
4. the power cut lasted for six hours we had to use candles to see
5. my nan is a very good cook her cakes are delicious
6. i live at number forty nine it is the house with the dark blue gate

Challenge - can you write some sentences using other types of punctuation?

Day 1 - Maths

Times table challenge - How many of these can you complete in 2 minutes after watching the bitesize videos and completing the bitesize activities.


| | | |
|---|---|--|
| $10 \times 1 = \underline{\hspace{1cm}}$ (1) | $3 \times 10 = \underline{\hspace{1cm}}$ (11) | $2 \times 10 = \underline{\hspace{1cm}}$ (21) |
| $10 \times 4 = \underline{\hspace{1cm}}$ (2) | $10 \times 5 = \underline{\hspace{1cm}}$ (12) | $10 \times 8 = \underline{\hspace{1cm}}$ (22) |
| $8 \times 10 = \underline{\hspace{1cm}}$ (3) | $4 \times 10 = \underline{\hspace{1cm}}$ (13) | $10 \times 7 = \underline{\hspace{1cm}}$ (23) |
| $5 \times 10 = \underline{\hspace{1cm}}$ (4) | $6 \times 10 = \underline{\hspace{1cm}}$ (14) | $10 \times 10 = \underline{\hspace{1cm}}$ (24) |
| $9 \times 10 = \underline{\hspace{1cm}}$ (5) | $7 \times 10 = \underline{\hspace{1cm}}$ (15) | $10 \times 0 = \underline{\hspace{1cm}}$ (25) |
| $10 \times 9 = \underline{\hspace{1cm}}$ (6) | $10 \times 3 = \underline{\hspace{1cm}}$ (16) | $10 \times 10 = \underline{\hspace{1cm}}$ (26) |
| $0 \times 10 = \underline{\hspace{1cm}}$ (7) | $10 \times 2 = \underline{\hspace{1cm}}$ (17) | $10 \times 6 = \underline{\hspace{1cm}}$ (27) |
| $1 \times 10 = \underline{\hspace{1cm}}$ (8) | $10 \times 4 = \underline{\hspace{1cm}}$ (18) | $5 \times 10 = \underline{\hspace{1cm}}$ (28) |
| $7 \times 10 = \underline{\hspace{1cm}}$ (9) | $9 \times 10 = \underline{\hspace{1cm}}$ (19) | $10 \times 7 = \underline{\hspace{1cm}}$ (29) |
| $4 \times 10 = \underline{\hspace{1cm}}$ (10) | $6 \times 10 = \underline{\hspace{1cm}}$ (20) | $10 \times 2 = \underline{\hspace{1cm}}$ (30) |

Day 1 - History

Gandhi

Quiz time!

What is Gandhi's full name?



When was the powerful empire
Defeated?

What colour clothes did Gandhi wear?

When did Gandhi die?

Write 2 more facts you have found out about Gandhi.

1.

2.

Commands

Commands are sentences that tell you to do something. They are found in instructions but can also be urgent or angry and can be very short.



Help me!
Please stop doing that.



Using the imperative verbs below (bossy words)
can you write some
command sentences.

Imperative Verbs

I'm Little Miss Bossy and I tell you what to do. I use a verb near the beginning of my sentences to change them into a command.



hold

wash

chop

draw

brush

cut

place

rinse

slice

fold

put

peel

tidy

stir

pour

sort

measure

mix

order

bake

take

play

sprinkle

slice

go

add

spread

Day 2 - Maths

When we divide we share things can you work out the division by sharing? Don't forget to draw your circles when sharing. In the first 2 questions the circles have been done for you they are the plates.

Share 12 cubes onto **two** plates.



There are ____ cubes altogether.

There are ____ two plates.

There are ____ cubes on each plate.

Share 15 cubes onto **three** plates



There are ____ cubes altogether.

There are ____ two plates.

There are ____ cubes on each plate.

Share 16 cubes onto **four** plates.

There are ____ cubes altogether.

There are ____ two plates.

There are ____ cubes on each plate.

Share 20 cubes onto **five** plates.

There are ____ cubes altogether.

There are ____ two plates.

There are ____ cubes on each plate.

Challenge - write the division number sentence.

Day 2 - Geography

Can you label the map of South America?



Extension - Now can you label the other South American countries? Don't forget capital letters!

Challenge - Write 3 facts about Rio De Janeiro.

Day 3 - English

Fill in the correct suffix (-y, -ful, -er or -ly) to the word and then use some of the words to complete the sentences below.

| | | | |
|-----------|-------------|------------|-----------|
| care_____ | listen_____ | sleep_____ | play_____ |
| calm_____ | paint_____ | help_____ | soap_____ |

Miss Jones gave me a sticker because she said I was a good _____ during story time.

Abdul had to be really _____ he didn't mix the wrong liquid during the science experiment.

Aleena says she wants to be a _____ when she grows up because she loves decorating.

At night my cat always rubs her eyes with her paws and yawns when she feels _____.

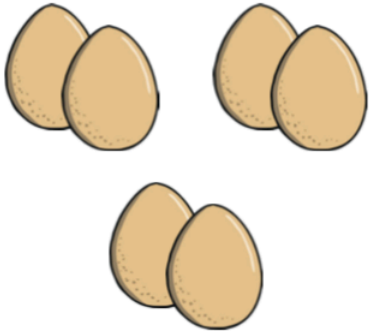



When Leena broke my train, I spoke to her very _____ and I never shouted.

Uncle James told me I was really _____ because I pulled all the weeds from his back garden.

Challenge - Can you write some sentences of your own using suffixes.






Day 3 - Maths

Watch the bitesize video on grouping and complete the activity below.

| | | |
|---|--|---|
|  | <p>There are <input type="text"/> altogether.</p> <p>There are <input type="text"/> groups.</p> <p>There are <input type="text"/> in each group.</p> | $\bigcirc \div \bigcirc = \bigcirc$ $\bigcirc \times \bigcirc = \bigcirc$ |
|  | <p>There are <input type="text"/> altogether.</p> <p>There are <input type="text"/> groups.</p> <p>There are <input type="text"/> in each group.</p> | $\bigcirc \div \bigcirc = \bigcirc$ $\bigcirc \times \bigcirc = \bigcirc$ |
|  | <p>There are <input type="text"/> altogether.</p> <p>There are <input type="text"/> groups.</p> <p>There are <input type="text"/> in each group.</p> | $\bigcirc \div \bigcirc = \bigcirc$ $\bigcirc \times \bigcirc = \bigcirc$ |
|  | <p>There are <input type="text"/> altogether.</p> <p>There are <input type="text"/> groups.</p> <p>There are <input type="text"/> in each group.</p> | $\bigcirc \div \bigcirc = \bigcirc$ $\bigcirc \times \bigcirc = \bigcirc$ |






Day 3 - Science

Can you use the internet to research different habitats.

| | | | | | |
|--|--|--|--|--|--|
| <p>Habitat a natural place an animal lives</p>  <p>Name of Habitat</p> | | | | | |
| <p>What grows here?</p>  | | | | | |
| <p>What mammals live here?</p>  | | | | | |
| <p>What birds live here?</p>  | | | | | |
| <p>What insect lives here?</p>  | | | | | |
| <p>Other interesting facts</p> | | | | | |

Day 4 - English

Use your amazing writing skills to create expanded noun phrases using nouns and adjectives. Read the noun in each phrase and then add your own adjective choices (separated by a comma). The first one is done for you as an example.

1. 
2. 
3. 
4. 
5. 

Challenge: Now take two of the expanded noun phrases that you have created and use them in sentences, e.g. A brave, strong hero defeated the beastly dragon.

1. _____

2. _____

Day 4 - Maths

Colour the odd numbers 1 colour and the even numbers another colour.

| | | | | | | | | | |
|--------------------------|--------------------------|--------------------------|--------------------------|--------------------------|--------------------------|--------------------------|--------------------------|--------------------------|--------------------------|
| 1 | 2 | 3 | 4 | 5 | 6 | 7 | 8 | 9 | 10 |
| <input type="checkbox"/> | <input type="checkbox"/> | <input type="checkbox"/> | <input type="checkbox"/> | <input type="checkbox"/> | <input type="checkbox"/> | <input type="checkbox"/> | <input type="checkbox"/> | <input type="checkbox"/> | <input type="checkbox"/> |
| 13 | 14 | 15 | 16 | 17 | 18 | 19 | 20 | 21 | 22 |
| <input type="checkbox"/> | <input type="checkbox"/> | <input type="checkbox"/> | <input type="checkbox"/> | <input type="checkbox"/> | <input type="checkbox"/> | <input type="checkbox"/> | <input type="checkbox"/> | <input type="checkbox"/> | <input type="checkbox"/> |
| 29 | 28 | 27 | 26 | 25 | 24 | 23 | 22 | 21 | 20 |
| <input type="checkbox"/> | <input type="checkbox"/> | <input type="checkbox"/> | <input type="checkbox"/> | <input type="checkbox"/> | <input type="checkbox"/> | <input type="checkbox"/> | <input type="checkbox"/> | <input type="checkbox"/> | <input type="checkbox"/> |

Look at the 'ones' digit of all the odd numbers. What do you notice?

Look at the 'ones' digit of all the even numbers. What do you notice?

Tick the odd numbers:

72 ☐ **34** ☐ **21** ☐ **79** ☐ **125** ☐ **108** ☐ **80** ☐

Tick the even numbers:

88 ☐ **22** ☐ **50** ☐ **21** ☐ **342** ☐ **233** ☐ **44** ☐

Saira has 25 pencils. Her teacher has asked her to divide them between two pots. Saira says, 'I won't be able to do it.' Is she right? Explain why.

Day 4 - French.

Can you find the right word in French to match up with the number? Draw a line to link each pair.

Say the words out loud to yourself to help you remember.

| | |
|----|--------|
| 0 | trois |
| 1 | neuf |
| 2 | quatre |
| 3 | un |
| 4 | six |
| 5 | dix |
| 6 | sept |
| 7 | zéro |
| 8 | cinq |
| 9 | huit |
| 10 | deux |

Using the months of the year and the days of the week below can you tell me the answer to these questions.

When is your birthday?

When is Christmas? When is Valentines day?

What day was Easter Sunday this year?

Challenge - Can you tell me any other important dates.

| | | |
|----------------------------|------------------------|-------------------------------|
| January janvier | May mai | September septembre |
| February février | June juin | October octobre |
| March mars | July juillet | November novembre |
| April avril | August août | December décembre |

| Days of the Week | |
|------------------|------------|
| French | |
| Monday | - lundi |
| Tuesday | - mardi |
| Wednesday | - mercredi |
| Thursday | - jeudi |
| Friday | - vendredi |
| Saturday | - samedi |
| Sunday | - dimanche |

Day 5 - English


A. Add **ly** to the adjectives below and write the new words (adverbs).

Example:

1. quick + ly = quickly

- | | <u>adjective</u> | <u>new adverb</u> |
|-----|------------------|-------------------|
| 1. | soft = | _____ |
| 2. | slow= | _____ |
| 3. | careful= | _____ |
| 4. | swift= | _____ |
| 5. | quiet= | _____ |
| 6. | loud= | _____ |
| 7. | thoughtful= | _____ |
| 8. | bad= | _____ |
| 9. | friend= | _____ |
| 10. | sad= | _____ |

B. Now choose four of the adverbs which you have already written, draw a picture each one and write the adverb underneath the picture.



Day 5 - Maths

Maths challenge

Look at the problem below. Use all your mathematician skills to work it out. You can draw and write things down to help you.

The Amazing Splitting Plant

Age 5 to 7 ★★★

The splitting plant grows in a special way.

In the first week, the stem splits into two branches.

In the second week, each of these two branches split into another two branches - making four branches altogether.

This keeps happening every week, until at the end of the sixth week each branch grows a flower.

How many flowers will the plant have?



Day 5 - Design and Technology

Watch the bitesize video about packaging. Think about the importance of us recycling packaging.

Can you recycle something in your home into something new. You might use a box to make a pencil pot.

Use your imagination!

