



St John & St James
Church of England Primary School

Receptions Week3

WB:15.6.20


Home Learning Booklet

***IMPORTANT Parent or Carer –
Please check that you are happy with any
weblinks or use of the internet.***





Activity 1



Hello everybody! Our key story this week in Saint Christopher is The colour monster by Anna Llenas.

Have a go at making a prediction. This is when you think about what a story could be about. I predict that the story might be about.... Get your helper to have a go at prediction. If you know the story already you can tell your adult what you remember.

Look at the front cover of this story book.

What do you think this story might be about?



Can you point to the title of this story?

Can you read the title with your adult?

Next please listen to this story using the YouTube link below.

<https://www.youtube.com/watch?v=PWujGPb6mqo>

Were your story predictions, right?



What did you like about this story?



Activity 2

Now you are going to make your own front cover of the book. Draw or paint your own colour monster. Have fun. Your monster can be any colour, design or size you want.



Remember to write the title and the author of the book.



Activity 3

In your jars name the colours and draw how they made the colour monster feel.





Activity 4

Lets learn a song about feelings

<https://www.youtube.com/watch?v=-J7HcVLsCrY>

Activity 5



Can you think of a time when you have felt angry?

Can you think of a time when you have felt sad ?

Draw a picture of yourself feeling angry or sad ?

Finish these sentences. Remember to use your Fred fingers to write the sounds that you hear.

Think about your sentence before you write it.

I feel angry when



Reception Home Learning Booklet

I feel sad when

Think about your emotions. How are you feeling today? Talk to your adult ask them to tell you how they are feeling and why. Use the connective word because in your writing.

Today I feel _____ because



Activity 5

We are now going to listen to a story about a little boy called Max who gets very, very angry.

<https://www.youtube.com/watch?v=tkLal37ozoE>

Max sailed away on a private boat.

See if you can make a boat

Have a look at the recycled materials you have around the house. Ask your adult what you can use to make your boat. Here are some ideas





Emotions

Match the activities to the emotions.

Activity

Being given a present.



Listening to your favourite song.



Forgetting your PE kit.



Falling over in the playground.



Emotion

Anxious



Upset



Excited



Happy





Reception Home Learning Booklet

Activity

Meeting a monster.



Winning a prize.



Having a birthday party.



Playing with friends.



Emotion

Happy



Excited



Scared



Proud

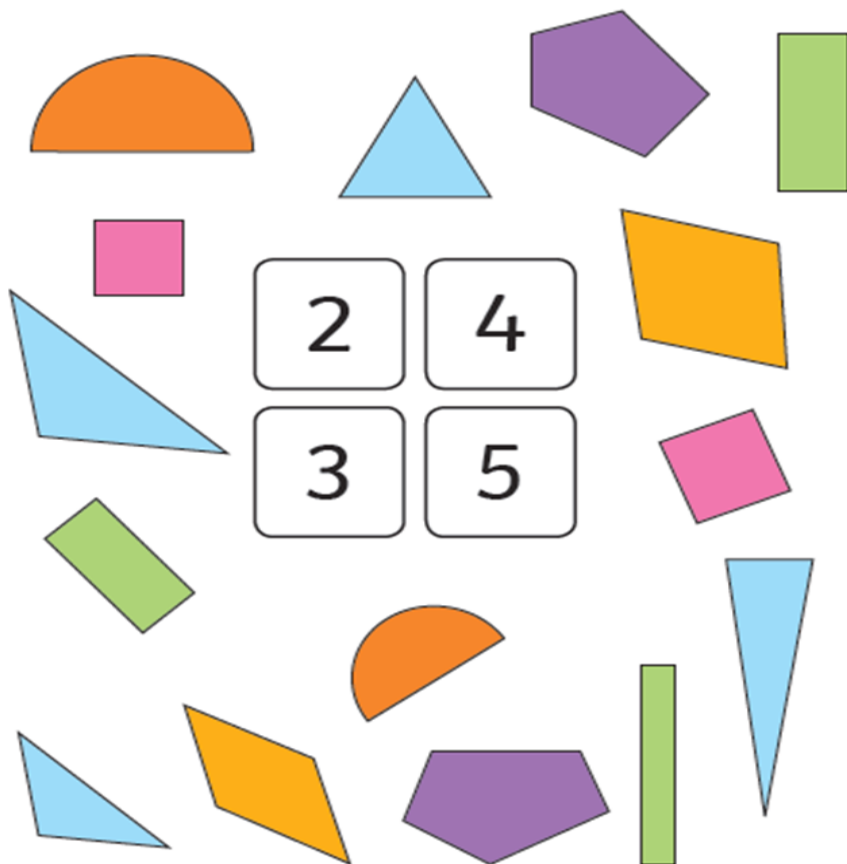




Activity 6

2D Shapes: Sides

Count all the sides on the shape and then draw a line connecting it to the correct number.





Activity 7


2D Shape Colouring


Can you colour the shapes to complete the picture?


Key:

 = red

 = blue

 = yellow

 = green








Activity 8

2D Shape Properties Table

Look carefully at the properties of these 2D shapes. Write your results in the table.

2D Shape	Total Number of Sides	Number of Straight Sides	Number of Curved Sides	Number of Vertices
				
				
				
				
				
				



Activity 9

Monster Colour by Number

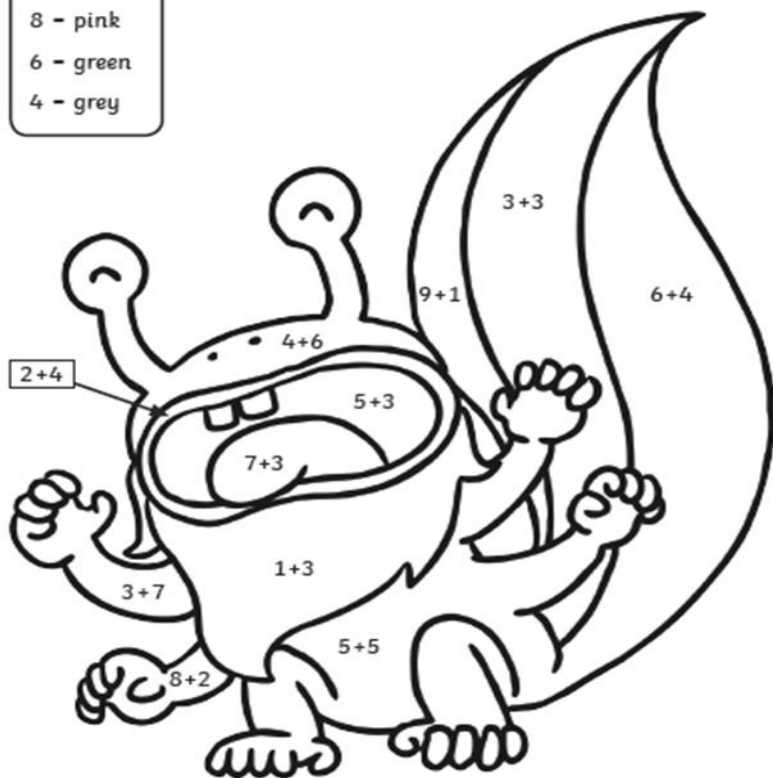
Solve the calculations in the picture to work out what colours they should be.

10 - red

8 - pink

6 - green

4 - grey





















Activity 10

Kayci liked our work on pattern last week. If you enjoyed something we have been learning we can include your activity in our learning pack.

Have a close look at these repeating patterns. Touch each shape and say its name.

Repeating Patterns

Can you continue the patterns below?

- | | | | | | | | | | |
|---|---|--|--|--|--|--|--|--|--|
|  |  | | | | | | | | |
|---|---|--|--|--|--|--|--|--|--|
- | | | | | | | | | | |
|--|--|--|--|--|--|--|--|--|--|
|  |  | | | | | | | | |
|--|--|--|--|--|--|--|--|--|--|
- | | | | | | | | | | |
|---|---|---|--|--|--|--|--|--|--|
|  |  |  | | | | | | | |
|---|---|---|--|--|--|--|--|--|--|
- | | | | | | | | | | |
|---|---|---|---|--|--|--|--|--|--|
|  |  |  |  | | | | | | |
|---|---|---|---|--|--|--|--|--|--|
- | | | | | | | | | | |
|---|---|---|---|---|--|--|--|--|--|
|  |  |  |  |  | | | | | |
|---|---|---|---|---|--|--|--|--|--|



Activity 11

Over the next few weeks we are going to be learning about growth and change. We will start by growing cress

Sprinkle a teaspoon of **cress** seeds (you can buy these from a garden centre) onto the wet cotton wool and press them down gently with your finger. Place the **cress** heads in a warm, light place, like on the windowsill, and wait for your seeds to **grown** into tiny, delicious bushes of **cress**!



Activity 12

In R.E this week we will be learning about Gods promise to Noah. Please listen to this story

<https://www.youtube.com/watch?v=qzYjy6lhRag>

God made a promise to Noah about not flooding the world again.
Can you learn this poem about Gods promise



A Promise

To the tune of "Did you ever see a Lassie"?

The rainbow is a promise
A promise, a promise
The rainbow is a promise
A promise from God
He'll never, no never
No never, no never
He'll never flood the earth
That's our promise from God

