

Year 2 Home learning

Monday 15th June -

Friday 19th June

Year 2/ P3 online lessons

Monday 15 June - Friday 19 June



Bitesize Daily Lessons

Monday	Tuesday	Wednesday	Thursday	Friday
English Identifying errors in writing	English Using the days of the week in sentences	English Using long ladder letters in writing	English Creating adverts using describing words	English Reading Lesson: Spike: The Hedgehog Who Lost His Prickles by Jeanne Willis
Maths Properties of 2D shapes	Maths Properties of 3D shapes	Maths Sorting shapes	Maths Shape patterns	Maths Challenge of the week
History William Shakespeare	Geography Introduction to Antarctica	Science Parts of the body and senses	Design and Technology Repeat pattern making	Computing Using the web safely

Find all this content and more at: bbc.co.uk/bitesize/dailylessons



Year 2 Monday Timetable 15.06.2020

9.00	Breakfast	
45 minutes	English- BBC - Identifying errors in writing. Watch the video clips and complete the activity.	https://www.bbc.co.uk/bitesize/dailylessons
45 minutes	Maths - BBC- Properties of 2D shape. Watch the video clips and complete the activities.	https://www.bbc.co.uk/bitesize/dailylessons
30 minutes	Break Time	
20 minutes	Quiet Reading • Read a reading book or log onto http://www.scholasticlearningzone.com	Check your Purple Mash email for your log in details.
1 hour	Lunch- This time may depend on your parents, therefore it might change slightly.	
45 minutes	History - BBC- William Shakespeare. Watch the video clips and complete the activities.	https://www.bbc.co.uk/bitesize/dailylessons
30 minutes	Additional English & Maths - <u>See our school website, purple mash and mathletics.</u> https://www.purplemash.com/sch/stjohnn18 https://login.mathletics.com/	
	Remember to find time to relax and play also.	



Year 2 Tuesday Timetable 16.06.2020

9.00	Breakfast		
45 minutes	English- BBC - <u>Using the days of the week in sentences.</u> Watch the video clips and complete the activity.	https://www.bbc.co.uk/bitesize/dailylessons	
45 minutes	Maths- BBC- <u>Properties of 3D shapes.</u> Watch the video clips and complete the activities.	https://www.bbc.co.uk/bitesize/dailylessons	
30 minutes	Break Time		
20 minutes	Quiet Reading <ul style="list-style-type: none">Read a reading book or log onto http://www.scholasticlearningzone.com	Check your Purple Mash email for your log in details.	
1 hour	Lunch- This time may depend on your parents, therefore it might change slightly.		
45 minutes	Geography - BBC- <u>Introduction to Antarctica.</u> Watch the video clips and complete the activities.	https://www.bbc.co.uk/bitesize/dailylessons	
30 minutes	Additional English & Maths - <u>See our school website, purple mash and mathletics.</u> https://www.purplemash.com/sch/stjohnn18 https://login.mathletics.com/		
	Remember to find time to relax and play also.		



Year 2 Wednesday Timetable 17.06.2020

9.00	Breakfast	
45 minutes	English- BBC - Using long ladder letters in writing. Watch the video clips and complete the activity.	https://www.bbc.co.uk/bitesize/dailylessons
45 minutes	Maths- BBC- Sorting shapes. Watch the video clips and complete the activities.	https://www.bbc.co.uk/bitesize/dailylessons
30 minutes	Break Time	
20 minutes	Quiet Reading • Read a reading book or log onto http://www.scholasticlearningzone.com	Check your Purple Mash email for your log in details.
1 hour	Lunch- This time may depend on your parents, therefore it might change slightly.	
45 minutes	Science - BBC- Parts of the body and senses. Watch the video clips and complete the activities.	https://www.bbc.co.uk/bitesize/dailylessons
30 minutes	Additional English & Maths - See our school website, purple mash and <u>mathletics</u> . https://www.purplemash.com/sch/stjohnn18 https://login.mathletics.com/ Remember to find time to relax and play also.	



Year 2 Thursday Timetable 18.06.2020

9.00	Breakfast	
45 minutes	English- BBC -Creating adverts using describing words. Watch the video clips and complete the activity.	https://www.bbc.co.uk/bitesize/dailylessons
45 minutes	Maths- BBC- Shape patterns. Watch the video clips and complete the activities.	https://www.bbc.co.uk/bitesize/dailylessons
30 minutes	Break Time	
20 minutes	Quiet Reading • Read a reading book or log onto http://www.scholasticlearningzone.com	Check your Purple Mash email for your log in details.
1 hour	Lunch- This time may depend on your parents, therefore it might change slightly.	
45 minutes	Design and Technology - BBC- Repeat pattern making. Watch the video clips and complete the activities.	https://www.bbc.co.uk/bitesize/dailylessons
30 minutes	Additional English & Maths - See our school website, purple mash and <u>mathletics</u> . https://www.purplemash.com/sch/stjohnn18 https://login.mathletics.com/ Remember to find time to relax and play also.	



Year 2 Friday Timetable

19.06.2020


9.00	Breakfast		
45 minutes	Reading - BBC - Spike: The Hedgehog who lost his prickles. By Jeanne Willis. Watch the video clips and complete the activity.	https://www.bbc.co.uk/bitesize/dailylessons	
45 minutes	Maths- BBC- Challenge of the week. Watch the video clips and complete the activities.	https://www.bbc.co.uk/bitesize/dailylessons	
30 minutes	Break Time		
20 minutes	Quiet Reading <ul style="list-style-type: none">Read a reading book or log onto http://www.scholasticlearningzone.com	Check your Purple Mash email for your log in details.	
1 hour	Lunch- This time may depend on your parents, therefore it might change slightly.		
45 minutes	Design and Technology - BBC- Packaging. Watch the video clips and complete the activities.	https://www.bbc.co.uk/bitesize/dailylessons	
30 minutes	Additional English & Maths - See our school website, purple mash and mathletics . https://www.purplemash.com/sch/stjohnn18 https://login.mathletics.com/		
	Remember to find time to relax and play also.		

Week 3 - RE

Collective worship - Follow the link to the school website for songs and videos. Use these to reflect and think about the week ahead.

<https://www.stjohnandjames.enfield.sch.uk/collective-worship/>

The big story of the bible



Watch the video

<https://request.org.uk/restart/2020/03/26/bible-quest-abraham/>

Reflect and think about what is happening in the video as you watch it. Talk to an adult in your household and answer these questions. You may wish to write the answers down but you do not have to. If you would like your answers looked at by your teacher send them on Purplemash.

1. How do we show we are friends with people?
2. How do we know that Abraham was a friend of God?
3. What did God promise Abraham?
4. What does the story show Christians about what God is like?
5. Why is the story important for Christians and Jewish people?
6. What part of the story do you think is the most important?

Day 1 - English

Watch todays bitesize video about identifying mistakes in writing.

Can you spot the spellings mistakes in the sentences below and rewrite the sentences out with the correct spelling?

Correct the Spelling Mistake

Each sentence below has one word that is incorrect. Write the correct spelling of the word in the box.







1. Each chylld was given a certificate.
2. Tom won a gowld medal.
3. Lee went swimming arftr school.
4. The parth was very steep.
5. Josef was shaw that he was right.
6. Suki was the ownly child who liked peas.
7. They were a very noisy clars.
8. It was very cowld outside.

[illegible]

Day 1 - Maths

Watch today's bitesize video looking at the properties of 2D shapes.

Complete the table below looking at sides and corners of 2D shapes. I have done 1 for you.

2D shapes	Number of sides	Number of corners
Circle 	1	
Triangle 		
Square 		
Rectangle 		
Pentagon 		
Hexagon 		

Day 1 - History

William Shakespeare



Date of birth:



Date of death:

A picture of William Shakespeare.



Can you tell me
an interesting
fact about
William
Shakespeare
from the
bitesize video?



Write a sentence
to tell me why
William
Shakespeare was
famous. What is
he best known
for?

Day 2 - English



Watch todays bitesize video on days of the week.

Tell me something you do on each day in a full sentence.

Example: On Monday I go for a walk with my mum.

This image shows a full page of blank, lined paper. It features approximately 20 evenly spaced horizontal blue lines across its entire width. The background is a uniform off-white or light gray color. There are no margins, text, or other markings present on the page.

Day 2 - Maths

Watch today's bitesize video on the properties of 2D shapes.

Complete the activity below.

BASIC PROPERTIES

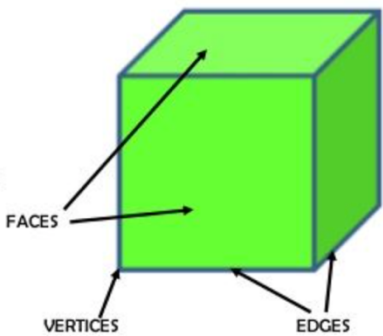
FACES, VERTICES and EDGES

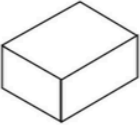
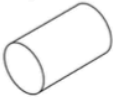
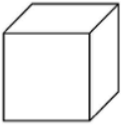
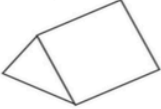
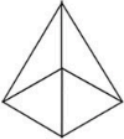
3D shapes can be described in 3 ways:

Faces – the sides of the shape

Vertices – the corners

Edges – where the faces meet



	Name of shape	Number of faces	Number of vertices (corners)	Number of edges
				
				
				
	Triangular _____			
	Square-based _____			

Day 2 - Geography

Watch this video

<https://www.bbc.co.uk/bitesize/topics/zyhp34j/articles/zjg46v4>

Label and colour the map below with the different things you can find in Antarctica.



Antarctica



Day 3 - English

Practice writing the long ladder letters below.

Can you think of any words with these letters in them? Use the lines below to practice writing them.

A handwriting practice section with five rows of three-line guides (top solid, middle dashed, bottom solid). Each row contains a letter for tracing: 'i', 'l', 't', 'y', and 'j'. The letters are positioned at the start of each row, with the middle dashed line indicating the height of the letter.

A large rectangular area containing ten sets of three-line guides (top solid, middle dashed, bottom solid) for independent handwriting practice. The lines are evenly spaced and cover the entire width of the section.

Day 3 - Maths

Sort the shapes below by the number of sides they have. You can write the name of the shape or draw the shape in the box.

Word Bank

triangle	octagon
quadrilateral	circle
pentagon	oval
hexagon	square
rectangle	kite
parallelogram	rhombus
trapezoid	regular

6 sides

8 sides

4 straight sides

Sorting Shapes

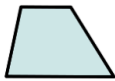
1 curved side

3 sides

5 sides



triangle




trapezoid



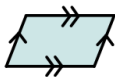
rhombus



kite



oval



parallelogram



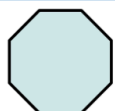
hexagon



pentagon




quadrilateral



octagon



square



circle

Day 3 - Science



smell




touch



hear



taste



see

We with our



We with our



We with our



We with our



We with our



Write a sentence about each sense:

Example: I like the smell of fresh bread.

Day 4 - English

Watch today's video on writing adverts.















Create your own on a piece of plain paper.
I want to see lots of adjectives
describing your toy or object.

Think about your favourite toy, object or computer game. Think about why you like it, what makes you want to keep using it and if you would recommend it to your friends. If so, why?

Design an advert to encourage others to buy your favourite item. Make it clear what is great about it and why children might want to get one. Make your advert bold and colourful.

Day 4 - Maths

Complete the shape pattern below:

Have a go at creating your own shape pattern!

--	--	--	--	--	--

--	--	--	--	--	--

--	--	--	--	--	--

Day 4 - Design and Technology

Watch today's video on bitesize.

It looks at repeated pattern making. Can you find things at home to make a repeated pattern?

You can use a pencil to draw a pattern.

Paint to paint a repeated pattern.

You could use objects.

You can cut and stick different shapes of paper to create a repeated pattern.

Be creative!



Day 5 - English

Watch today's reading video.

Spike: The Hedgehog who lost his prickles.

Can you sequence the story with pictures and a sentence?

Sequence of Events

Story: _____



First _____



Next _____



Last _____


Day 5 - Maths

Maths challenge!

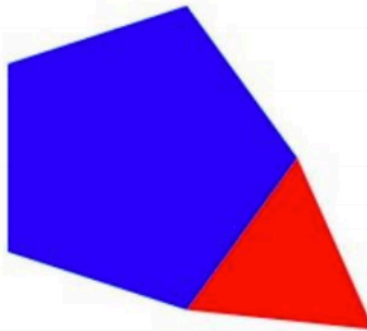
What is happening with the shapes below?




What's Happening?



We started with this pentagon.
Added a triangle:



Then another one:



What would come next, and why?
Can you invent something like these for your friends to solve?

Day 5 - Computing

Watch today's bitesize video.
Can you think of all the ways you can use
the internet safely?

Create a poster using all of your ideas. The
video will help you.

