

# Home Learning Pack



Year 6

Name.....

# Home Learning Packs

- English – Read through the Powerpoint and complete work in book.
  - Maths – Work is set on purplemash/mathletics
  - Reading – Set on Scholastic/purplemash
  - Topic, RE, Science – Read through Powerpoint and complete work in book.
- 
- Additional work is set on purplemash and you can still follow the lessons set on Bitesize.

Start Time 8.45	<u>Session 1</u> 8.45-9.20	<u>Session 2</u> 9.20-10.20	<u>Session 3</u> 10.20-11.00	<u>Break</u> 11.00-11.15	<u>Session 4</u> 11.20-12.20	<div>Lunch</div> <div>12.20 Outside (MUGA)</div> <div>1.00 Inside</div>	<u>Session 5</u> 1.00-2.30	<div>Collection</div> <div>2.30pm</div>
Monday	PSHE Loss	Sport 9.20 – 10.20 MUGA	English To be able to infer.		Maths Lesson 5: Solving Problems Involving Angles in Triangles and Quadrilaterals		<div>Collective Worship</div> <div>RE The people of God-the old Testament</div>	
Tuesday	PSHE Worries	English To be able to use figurative language.	Reading		Laptops Topic		<div>Collective Worship</div> <div>Topic/Art</div>	
Wednesday	PSHE Rise Above	English To write in first person.	Reading		Maths Lesson 6: Naming Parts of a Circle			
Thursday	Collective Worship	Reading	Dance 10.30 – 11.15 Main Hall		<div>Break 11.15-11.30</div> <div>Maths Lesson 7: Solving Problems Involving Angles in a Circle</div>		Laptops Computing	
Friday	Collective Worship	English To be to explain the authors choice of vocabulary.	Reading		Fitness 11.20 – 12.00 North Playground		Science LI -To give reasons based on common characteristics.	


# Monday 22<sup>nd</sup> June 2020

## Newspaper Reports

LI: To identify the features of a News report.



# Why do we have newspapers and news reports?





How many newspapers can you name?



Where do you get your news from?





# Reading the extracts on your table can you identify the features of a news report.

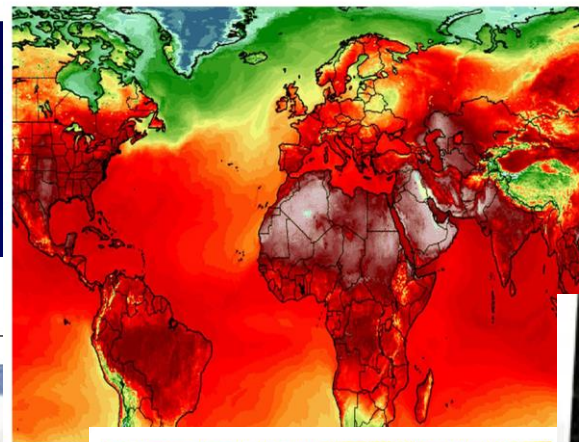
## Campaigners call for new climate plan



Old habits: The first windmills were built in AD500 for grinding grain. © Alamy

Friday, 12 June 2020

## Act now! UN warns of climate catastrophe



Friday, 12 October 2018

ON THIS DAY 1950 2005

29

Search ON THIS DAY by date

29

August

GO

Front Page | Years | Themes | Witness

## 2005: Hurricane Katrina hits New Orleans

Hurricane Katrina is pummeling New Orleans with howling gusts and blinding rain, after sweeping ashore over the southern Louisiana coast.



# LOCKDOWN HELPS LUNGS

An empty London street during lockdown



# Language Features of a Newspaper Report

Make sure you include these language features in your newspaper report:

- **Headline**  
The headline should grab the reader's attention. A tabloid-style headline could use puns (a play on words) or alliteration.
- **Third person**  
Write about what happened to others (e.g. he, she, they, them, it), not from your own perspective.
- **Past tense**  
Newspaper articles are normally an example of a recount text. They are written in the past tense as the event has already taken place.

# Language Features of a Newspaper Report

- **Facts**  
Information should be presented as being factually accurate.
- **Opinions**  
A newspaper report may express the views of individuals, especially through the use of quotes. It should not usually express the personal opinions of the person writing the newspaper report.
- **Quotes**  
Victims, witnesses and experts may provide quotes for newspaper reports. These can be written as direct or indirect speech.
- **Rhetorical Questions**  
Rhetorical questions can be used to engage the reader, e.g. How much longer can this go on for?

# Structural Features of a Newspaper Report

Make sure you include these structural features in your newspaper report:

- **Headline**  
This should be larger and bolder than the rest of the newspaper report so that it grabs the reader's attention.
- **First Paragraph**  
This should clearly summarise the whole newspaper article. It should be larger and bolder than the main text of the newspaper report.
- **Image and Caption**  
The image (e.g. a photograph or diagram) should be eye-catching. There should be a caption underneath to describe the image.

# Structural Features of a Newspaper Report

Make sure you include these structural features in your newspaper report:

- **Paragraphs**

The newspaper report should be organised into paragraphs to help the reader make sense of the story.

- **Sub-headings**

Short titles will tell the reader what each paragraph or section of text will be about.

- **Columns**

Newspaper reports should be written in columns.

- **Concluding Statement**

A concluding statement can sum up the story and sometimes offer an overall opinion of the story.



# Tuesday 23<sup>rd</sup> June 2020

## Newspaper Reports

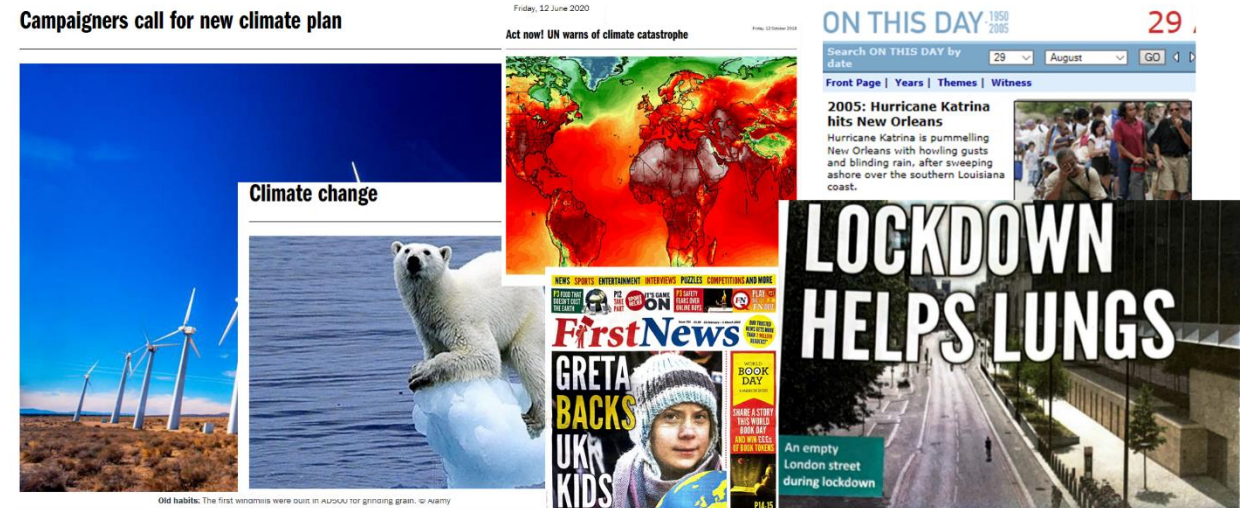
LI: To research and summarise key information.



# You have to write a news report about Global Warming or Climate change.

- What will you include?
- How will you structure your report?
- What features must you include?

You can use the news reports from yesterday to help.



# Possible Template

- Introduction
- What is Climate Change?
- What is the impact of Climate Change?
- Pick a natural disaster and write a paragraph about it linking to climate change.
- Conclusion

Who?	What?	Where?
When?	Why?	How?



# Wednesday 24<sup>th</sup> June 2020

## Newspaper Reports

LI: To write in third person





# Language Features of a Newspaper Report

Make sure you include these language features in your newspaper report:

- **Headline**  
The headline should grab the reader's attention. A tabloid-style headline could use puns (a play on words) or alliteration.
- **Third person**  
Write about what happened to others (e.g. he, she, they, them, it), not from your own perspective.
- **Past tense**  
Newspaper articles are normally an example of a recount text. They are written in the past tense as the event has already taken place.

# Language Features of a Newspaper Report

- **Facts**  
Information should be presented as being factually accurate.
- **Opinions**  
A newspaper report may express the views of individuals, especially through the use of quotes. It should not usually express the personal opinions of the person writing the newspaper report.
- **Quotes**  
Victims, witnesses and experts may provide quotes for newspaper reports. These can be written as direct or indirect speech.
- **Rhetorical Questions**  
Rhetorical questions can be used to engage the reader, e.g. How much longer can this go on for?

# Structural Features of a Newspaper Report

Make sure you include these structural features in your newspaper report:

- **Headline**  
This should be larger and bolder than the rest of the newspaper report so that it grabs the reader's attention.
- **First Paragraph**  
This should clearly summarise the whole newspaper article. It should be larger and bolder than the main text of the newspaper report.
- **Image and Caption**  
The image (e.g. a photograph or diagram) should be eye-catching. There should be a caption underneath to describe the image.

# Structural Features of a Newspaper Report

Make sure you include these structural features in your newspaper report:

- **Paragraphs**  
The newspaper report should be organised into paragraphs to help the reader make sense of the story.
- **Sub-headings**  
Short titles will tell the reader what each paragraph or section of text will be about.
- **Columns**  
Newspaper reports should be written in columns.
- **Concluding Statement**  
A concluding statement can sum up the story and sometimes offer an overall opinion of the story.



Year 6 Writing Checklist	
	Example
1) Range of sentences	Simple (The man went to the shop) Compound (The man went to the shop <b>because</b> he had no milk) Complex (The man, <b>with feelings of disappointment</b> , went to the shop)
2) Inverted commas	"You're fantastic" exclaimed the teacher.
3) Punctuation	Dashes (Tap—don't go) Brackets (additional information) Ellipses (...) Question marks (What are you doing?) Rhetorical questions.
4) Literacy devices	Metaphor, Simile, Personification, <b>Repetition</b> , Rhyme
5) Fronted adverbial	Yesterday,
6) Range of vocabulary	Synonyms (good—fantastic)
7) Range of conjunctions	Also, as well as, although, however, whereas, as, consequently

# Thursday 25<sup>th</sup> June 2020

Newspaper Reports

LI: To edit my work



# Read through your work making sure you have included all elements of these checklists.

## There should be...



a title and opening sentences clearly explaining what the report is about.	
paragraphs of information for each of the headings.	
tables/pictures/diagrams to add information.	
facts linked within each paragraph.	
a conclusion - summary of key points.	
factual language.	
appropriate tense.	
an interesting sentence to end the report.	

Year 6 Writing Checklist	
	Example
1) Range of sentences	Simple (The man went to the shop) Compound (The man went to the shop <b>because</b> he had no milk) Complex (The man, <b>with feelings of disappointment</b> , went to the shop)
2) Inverted commas	"You're fantastic" exclaimed the teacher.
3) Punctuation	Dashes (Tap—don't go) Brackets (additional information) Ellipses (...) Question marks (What are you doing?) Rhetorical questions.
4) Literacy devices	Metaphor, Simile, Personification, <b>Repetition</b> , Rhyme
5) Fronted adverbial	Yesterday,
6) Range of vocabulary	Synonyms (good—fantastic)
7) Range of conjunctions	Also, as well as, although, however, whereas, as, consequently



# Friday 26<sup>th</sup> June 2020

Newspaper Reports

LI: To publish my work





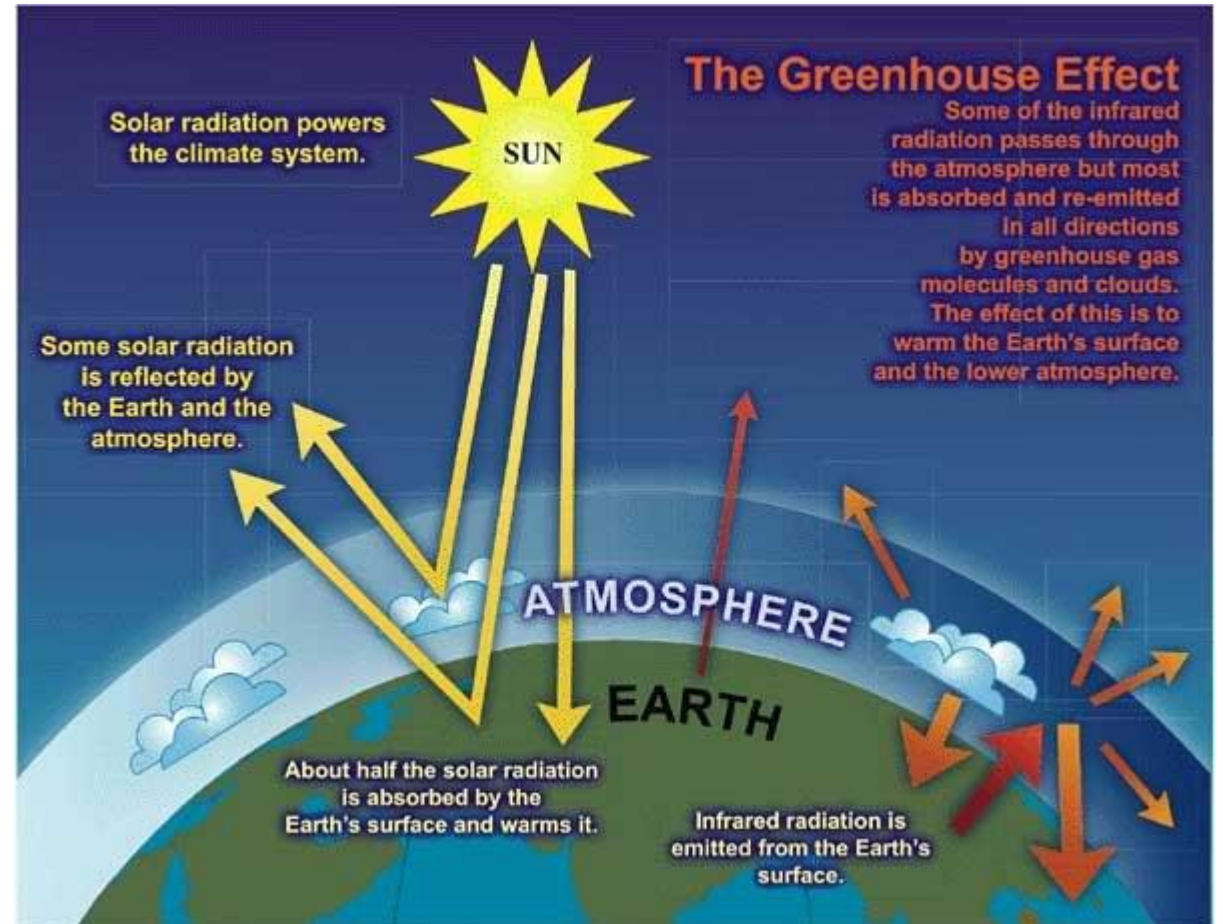
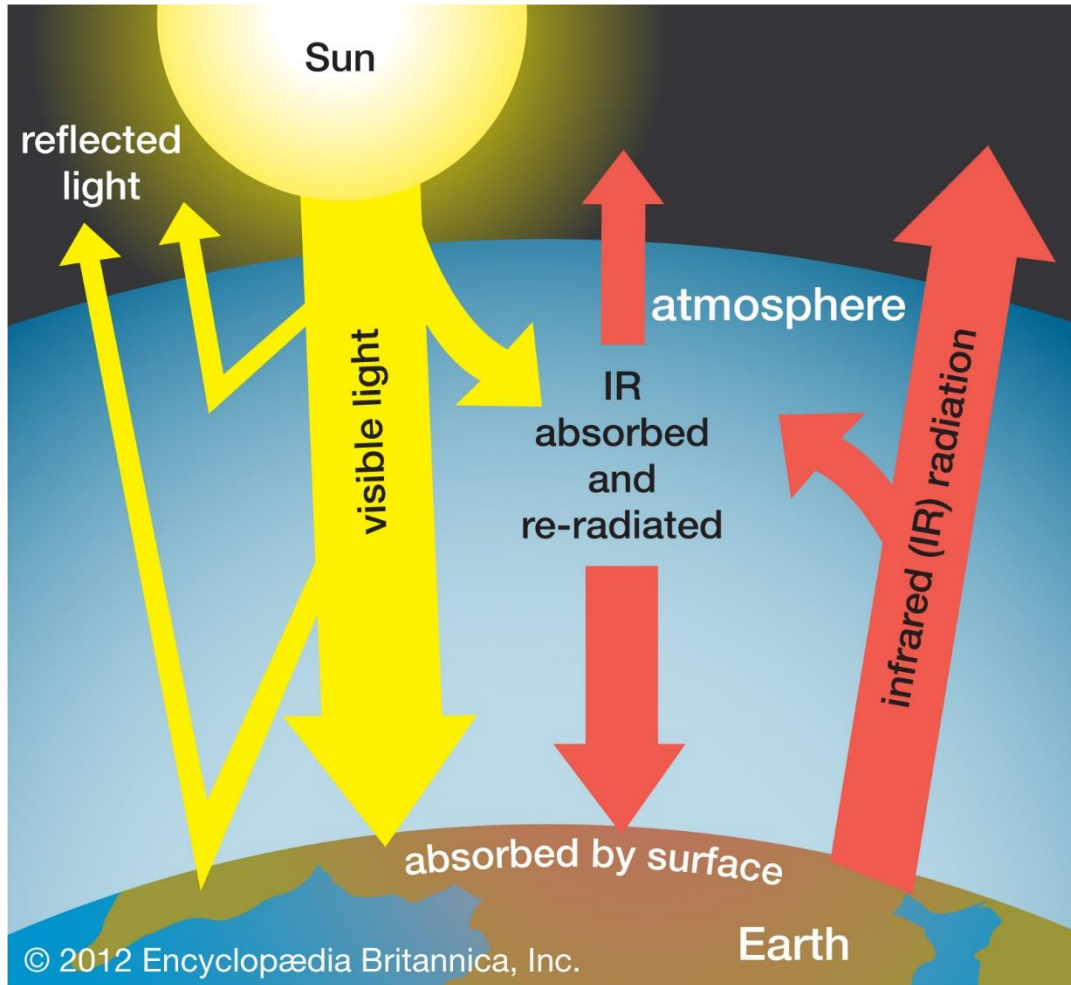
# Global Warming

How does Global Warming work?

Watch this video and make notes.

<https://www.youtube.com/watch?v=Vh8XVkzsn1Y>

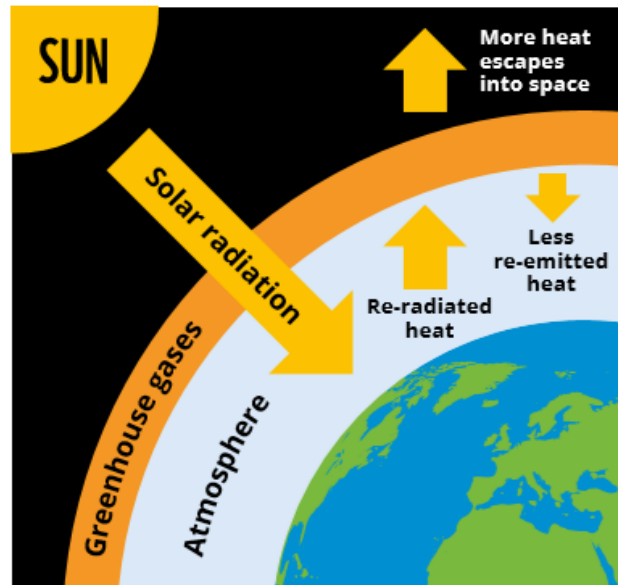
# Can you create your own diagram explaining the effects of Global Warming.



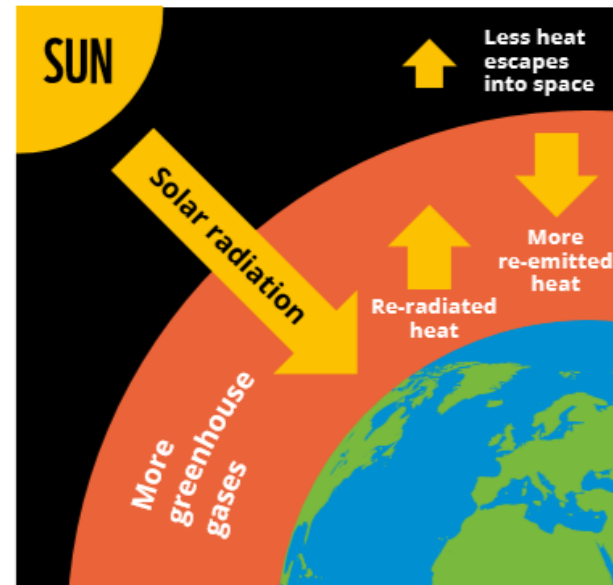
# Global Warming & Climate Change

- Write a speech explaining the difference between the two.

## CLIMATE CHANGE



**NATURAL  
GREENHOUSE EFFECT**



**INCREASED GLOBAL WARMING  
CAUSED BY HUMAN ACTIVITY**



Create your own Quiz about Global Warming.





# Your task

- To design three global warming structures.
- You must annotate your designs with the materials that you will use.



# Your task

- To design three global warming structures.
- You must annotate your designs with the materials that you will use.



# RE – The big story of the bible

Week Four – Incarnation

Order these parts of the  
bible

Creation

People of God

Incarnation

Fall

Order these parts of the  
bible

Creation

People of God

Fall

Incarnation



Who do people believe is our  
saviour?



<https://request.org.uk/restart/2017/11/18/bible-quest-the-nativity/>

<https://request.org.uk/jesus/introduction-to-jesus/who-is-jesus-2/>

Around the picture of Jesus record all the things that he represents to Christians.





## Incarnation - Jesus

- How do you think Jesus fits in with the 'Big story of the Bible'?
- What things did you notice that show that Jesus was not just an ordinary baby?
- Think about all the unusual things that happened to the people in the story-eg visited by Angels, had amazing dreams, had to do things they didn't understand the reason for ,etc etc
- Is there anything you find puzzling in the story?
- Do you think this is an important part of the Bible?



Create a piece of art work which represents incarnation. It **can't** include Jesus

