


Year 2

Home learning

Monday 11th May - Friday 15th May

Year 2/ P3 online lessons				 Bitesize Daily lessons	
Monday 11 May - Friday 15 May					
Monday	Tuesday	Wednesday	Thursday	Friday	
English Using phonics to develop vocabulary about exploring	English Using subordinating conjunctions to join sentences	English Forming letters accurately when writing what 'I' can see in the desert.	English Using exclamation marks	English Reading lesson: Cake by Sue Hendra and Paul Linnet	
Maths Adding and subtracting tens	Maths Adding 2 digit numbers	Maths Subtracting 2 digit numbers	Maths Number bonds to 100	Maths Challenge of the week	
History Martin Luther King	Geography Introduction to Asia	Science Animal groups	Technology and Design Simple designs	Art and Design Drawing and Painting	
Find all this content and more at: bbc.co.uk/bitesize/dailylessons					



Year 2 Monday Timetable 11.05.2020

9.00	Breakfast	
45 minutes	English- BBC - Use phonics to develop vocabulary about exploring. • Watch the video clips and complete the activity.	https://www.bbc.co.uk/bitesize/dailylessons
45 minutes	Maths- BBC- adding and subtracting tens Watch the video clips and complete the activities.	https://www.bbc.co.uk/bitesize/dailylessons
30 minutes	Break Time	
20 minutes	Quiet Reading • Read a reading book or log onto http://www.scholasticlearningzone.com	Check your Purple Mash email for your log in details.
1 hour	Lunch- This time may depend on your parents, therefore it might change slightly.	
45 minutes	History - BBC- Martin Luther King Watch the video clips, read the text and complete the activities.	https://www.bbc.co.uk/bitesize/dailylessons
30 minutes	Additional English & Maths - See our school website, purple mash and mathletics. https://www.purplemash.com/sch/stjohnn18 https://login.mathletics.com/	
	Remember to find time to relax and play also.	



Year 2 Tuesday Timetable 12.05.2020

9.00	Breakfast	
45 minutes	English- BBC - Using subordinating conjunctions to join clauses. • Watch the video clips and complete the activity.	https://www.bbc.co.uk/bitesize/dailylessons
45 minutes	Maths- BBC- adding 2 digit numbers Watch the video clips and complete the activities.	https://www.bbc.co.uk/bitesize/dailylessons
30 minutes	Break Time	
20 minutes	Quiet Reading • Read a reading book or log onto http://www.scholasticlearningzone.com	Check your Purple Mash email for your log in details.
1 hour	Lunch- This time may depend on your parents, therefore it might change slightly.	
45 minutes	Geography - BBC- Introduction to Asia Watch the video clips, read the text and complete the activities.	https://www.bbc.co.uk/bitesize/dailylessons
30 minutes	Additional English & Maths - See our school website, purple mash and mathletics. https://www.purplemash.com/sch/stjohnn18 https://login.mathletics.com/	
	Remember to find time to relax and play also.	



Year 2 Wednesday Timetable 13.05.2020

9.00	Breakfast	
45 minutes	English- BBC - Forming letters correctly when writing what I can see in the desert. Watch the video clips and complete the activity.	https://www.bbc.co.uk/bitesize/dailylessons
45 minutes	Maths- BBC- Subtracting 2 digit numbers Watch the video clips and complete the activities.	https://www.bbc.co.uk/bitesize/dailylessons
30 minutes	Break Time	
20 minutes	Quiet Reading • Read a reading book or log onto http://www.scholasticlearningzone.com	Check your Purple Mash email for your log in details.
1 hour	Lunch- This time may depend on your parents, therefore it might change slightly.	
45 minutes	Science - BBC- Animal groups. Watch the video clips, read the text and complete the activities.	https://www.bbc.co.uk/bitesize/dailylessons
30 minutes	Additional English & Maths - See our school website, purple mash and mathletics. https://www.purplemash.com/sch/stjohnn18 https://login.mathletics.com/ Remember to find time to relax and play also.	



Year 2 Thursday Timetable 14.05.2020

9.00	Breakfast	
45 minutes	English- BBC - Using explanation marks Watch the video clips and complete the activity.	https://www.bbc.co.uk/bitesize/dailylessons
45 minutes	Maths- BBC- number bonds to 100 Watch the video clips and complete the activities.	https://www.bbc.co.uk/bitesize/dailylessons
30 minutes	Break Time	
20 minutes	Quiet Reading • Read a reading book or log onto http://www.scholasticlearningzone.com	Check your Purple Mash email for your log in details.
1 hour	Lunch- This time may depend on your parents, therefore it might change slightly.	
45 minutes	Technology and design - BBC- simple designs Watch the video clips, read the text and complete the activities.	https://www.bbc.co.uk/bitesize/dailylessons
30 minutes	Additional English & Maths - See our school website, purple mash and mathletics. https://www.purplemash.com/sch/stjohnn18 https://login.mathletics.com/ Remember to find time to relax and play also.	



Year 2 Friday Timetable 15.05.2020

9.00	Breakfast	
45 minutes	Reading - BBC - Cake by Sue Hendra Watch the video clips and complete the activity.	https://www.bbc.co.uk/bitesize/dailylessons
45 minutes	Maths- BBC- Challenge of the week. Watch the video clips and complete the activities.	https://www.bbc.co.uk/bitesize/dailylessons
30 minutes	Break Time	
20 minutes	Quiet Reading • Read a reading book or log onto http://www.scholasticlearningzone.com	Check your Purple Mash email for your log in details.
1 hour	Lunch- This time may depend on your parents, therefore it might change slightly.	
45 minutes	Art- BBC- drawing and painting Watch the video clips, read the text and complete the activities.	https://www.bbc.co.uk/bitesize/dailylessons
30 minutes	Additional English & Maths - See our school website, purple mash and mathletics. https://www.purplemash.com/sch/stjohnn18 https://login.mathletics.com/ Remember to find time to relax and play also.	

Hi Year 2,

We hope that you are all safe and well.

Please try to complete the pack and remember if you have any problems you can call the school or email your teacher on purple mash.

We are checking purple mash, mathletics and scholastic daily so please make sure you are using those resources too.

We hope that you are also using this time to play nicely with your brothers, sisters and parents. Maybe you have learnt a new skill like cooking, gardening or drawing.

We look forward to hearing from you and will continue to call through out the week to see how you and your families are doing.

Stay safe and Well

From Miss Toms and Miss Eldridge.

Day 1 lesson 1


English

Phonics

Use your phonics skills to write about exploring. Write a list of things you will need to take then add them to your back pack.

Possible Ideas:

Jot down
possible ideas:



Day 1 lesson 2

Maths

Adding and subtracting 10.

After watching the video on bitesize, can you find ten more and ten less of the numbers that have been splatted. Circle your answers.

1	2	3	4	5	6	7	8	9	10
11	12	13	14	15	16	17	18	19	20
21	22	23	24	25	26	27	28	29	30
31	32	33	34	35	36	37	38	39	40
41	42	43	44	45	46	47	48	49	50
51	52	53	54	55	56	57	58	59	60
61	62	63	64	65	66	67	68	69	70
71	72	73	74	75	76	77	78	79	80
81	82	83	84	85	86	87	88	89	90
91	92	93	94	95	96	97	98	99	100

What way do you move to add ten more?

What way do you move to add ten less?

Is there a pattern?

Explain it to your adult.

Write ten more and ten less.

10 less

10 more

	10	
	25	
	41	
	92	
	33	

Complete these questions using the hundred square to help.

$10+10=$

$12+10=$

$13-10=$

$15+10=$

$90-10=$

$49+10=$

$22-10=$

$35-10=$

Day 1 lesson 3

History

Martin Luther King.

Watch the video.

<https://www.bbc.co.uk/bitesize/topics/zjkj382/articles/zknmrj6>

What is your dream? Write your speech below.



I have a dream...

[illegible]

Day 2 Lesson 1

English

Using because in a sentence.

Watch the bitesize video and then check out this one below.

<https://www.bbc.co.uk/bitesize/topics/zwwp8mn/articles/zgk37p3>

Answer the questions using the word 'because' to write a full sentence.

Why do we need to be kind?

Why do plants need water?

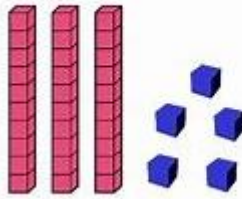
Why do we exercise?

Day 2 lesson 2

Maths

Adding 2 digit numbers

Tens and Ones (Dienes)

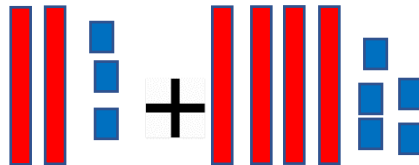


Remember you can use dienes to help you solve addition problems. You can draw tens and ones as sticks and dots.

Number sentence

$$23 + 45 =$$

drawing



answer

$$= \boxed{68}$$

Your turn

$$42 + 31 =$$

$$66 + 21 =$$

$$37 + 11 =$$

$$55 + 45 =$$

Day 2 Lesson 3

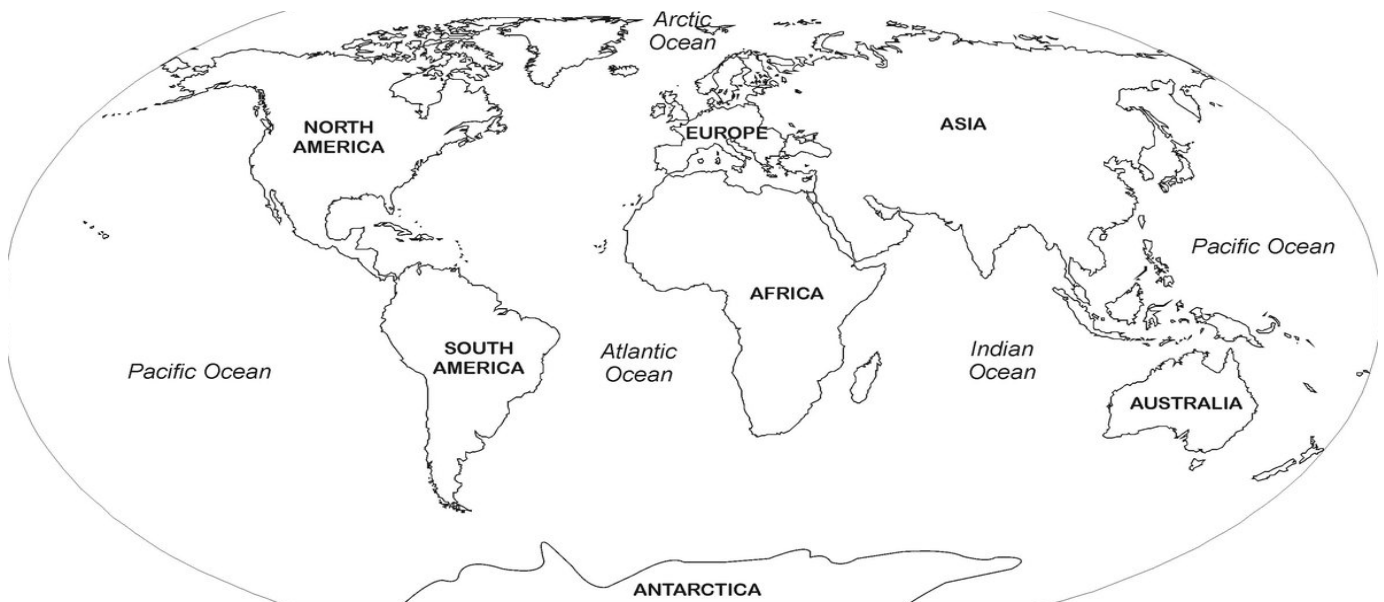
Geography

Introduction to Asia.

Watch the video on Shanghai

<https://www.bbc.co.uk/bitesize/topics/zyhp34j/articles/zvvnvjhv>

Can you circle or colour in Asia on the world map.



What countries make up the continent of Asia?



Tell me three things you have learnt in the videos.

Challenge- Draw or write about a famous Asian landmark or animal.

Day 3 lesson 1

English

Forming letters correctly using the sentence starter 'In the desert I can see'.



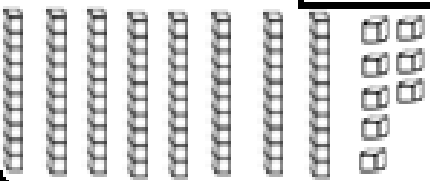
Use the sentence starter In the desert I can see to write about the desert. Keep your letters between the dots.

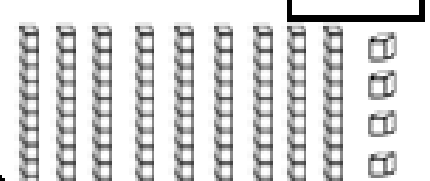
Remember ascenders and descenders will touch the top and bottom lines.

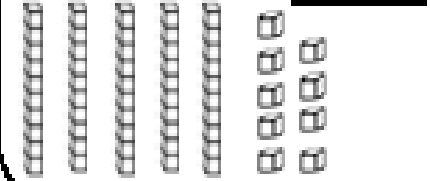
Handwriting practice lines for the sentence 'In the desert I can see'.

Handwriting practice lines for additional writing.

Remember you can use dienes to help you solve a subtraction problems. You can draw tens and ones as sticks and dots.

$$88 - 10 = \boxed{}$$


$$94 - 10 = \boxed{}$$


$$59 - 10 = \boxed{}$$


Now try this challenge.

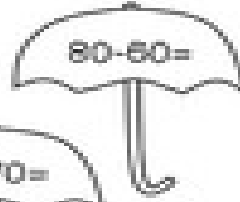
Subtracting Tens

Subtract the differences, color the umbrellas according to the key.

Key
 20= Red
 30= Blue
 50= Yellow



70-20=



80-60=



40-10=




60-50=



90-70=




60-30=



90-40=



70-50=



70-40=



60-40=



80-30=



90-60=



50-20=



Have a go at this next. If you do not have colouring pencils do not worry you could just answer the questions or type them into an email on purple mash for your teacher to check.

Day 3 Lesson 3

Science

Animal groups.

Use the video to help you explain the characteristics of each group.

<https://www.youtube.com/watch?v=PHYi4fgeEdw>

When you have finished you could draw an animal for each group or make a list of animals for each group.



Mammals have...

A bird has...



Day 4 Lesson 1

English

Using exclamation marks.



Watch the video.

Try the activity.



Play the quiz.



Watch the video. Then have a go at the task.
After play the quiz Finally write your own sentence using a explanation mark. It could be Help! Or That is amazing!

What a surprise! Hooray!

<https://www.bbc.co.uk/bitesize/topics/z8x6cj6/articles/z3dcmg>

An exclamation mark is used to show:

A surprise

Shouting

Strength


Emphasis

Have a go at writing your own sentences.

Day 4 lesson 2

Maths

Number bonds to 100



If $2+8=10$

Then $20+80$ must be 100 this is called a relative fact.

Using your number bonds to ten can you also write your number bonds to 100?

Number bonds to 10

$$3+7=$$

$$4+6=$$

$$5+5=$$

$$1+9=$$

$$2+8=$$

$$7+3=$$

$$0+10=$$

Number bonds to 100

$$30+70=$$

Day 4 Lesson 3

Design and technology

Simple designs.

Look at the beach bags below. Use these as ideas to design your own beach bag.



Which bag do you like best?

Why?

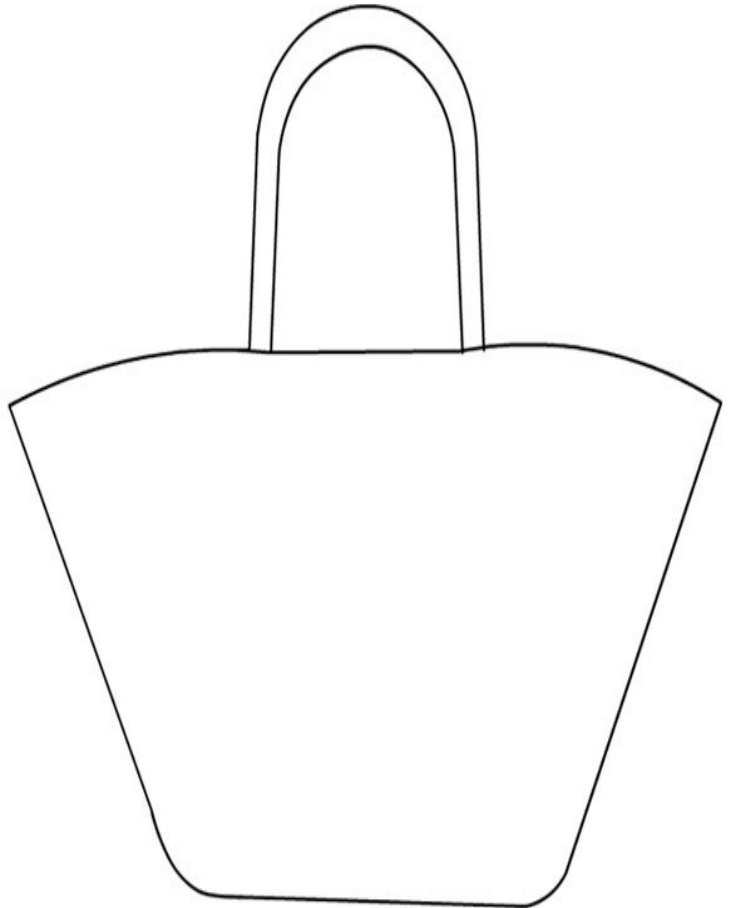
Who might use this bag?

Design your own bag.

Why have you chosen this design?

Who would use your bag?

How much would your bag cost?



Day 5 Lesson 1

English reading

Cake by Sue Hendra

<https://www.youtube.com/watch?v=YxtnFWyHOSw>



How did cake feel when he got the invitation?




Why?

Why were the people singing happy birthday?



What did cake think will happen?

How did cake escape the party?



Will cake go to another party?

Noah



Noah saw 12 legs
walk by into the Ark.

How many creatures
could he have seen?

How many different
answers can you find?



nrich.maths.org

Show me your working out. You will need to draw this before you can solve it.


What other animals could you include?

Day 5 lesson 3

Art

Drawing and painting.

How to Draw a Penguin




Practice your drawing skills and have a go at drawing this penguin.

Then see if you can copy each of the patterns below.

twinkl

visit [twinkl.com](https://www.twinkl.com)



Religious education

Why are they having a Jewish party?

Why are they having a Jewish Party?

Religious Education - Week 3

Watch the video on the link below and with a family member try and answer the questions. You do not need to write the answers down. You could talk to someone in your house about the video. You could test someone in your house by getting them to watch the video and then ask them the questions. Please send your answers to me on Purple Mash.

Celebrating Shabbat at the Synagogue.

<https://www.bbc.co.uk/bitesize/clips/zcfzkgqt>

Quiz time!

1. When do the family visit the Synagogue?
2. Do the children like going to the Synagogue?
3. Can you name some things they have in a Synagogue?
4. What is behind the curtain?
5. What does the Torah tell them?
6. How do they protect the Torah scrolls?
7. How long is the Torah scroll?
8. Who reads the Torah and in what language do they read it?
9. What happens after they visit the Synagogue?