



St John & St James
Church of England Primary School

Receptions Week 7

Home Learning Booklet

IMPORTANT Parent or Carer –
Please check that you are happy with any
weblinks or use of the internet.





St John & St James
Church of England Primary School

Reception Home Learning Booklet

Monday 18th May

Literacy

The Tiger Who Came to Tea



Judith Kerr

Look at the front cover of this story book.

What do you think this story might be about?



Can you point to the title of this story?

Can you read the title with your adult?

Next please listen to this story using the YouTube link below. Once you have finished, please answer the questions below, get your

adult to read the questions to you,



<https://www.youtube.com/watch?v=BXgW9UCgpc8>

Questions are on the next page.





Reception Home Learning Booklet

What happened in the beginning of this story?



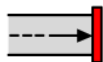
Who are the characters?



Where is it set?



How did the story end?





Monday 18th May


Maths



What Pattern can you see
on the tiger?



The tiger has orange and black stripes. Can you continue the
pattern below, it can help to say the pattern (colours) out
loud? **Orange, black, Orange, black**




Can you think of other animals who have patterns on their skin or fur?



Reception Home Learning Booklet

P A T T E R N S

Watch this video and see if you can complete the patterns.



Challenge




Can you create your own repeating pattern below?



Tuesday 19th May

Literacy

Listen to the story again.



<https://www.youtube.com/watch?v=BXgW9UCgpc8>

Look at the pictures on page 8, 9, 10 and 11 then think about what the characters might say.

Once you have thought about what the characters might say write the sentence in the speech bubble.

Remember to use the structure on page 7 to write your sentence.



Reception Home Learning Booklet

Next can you write some sentences about what you can see in this picture?

Remember to think of you sentence first.



Next hold your sentence in your head by saying it lots of time.



Then write your sentence, remembering finger spaces and a full stop at the end.



Using your Fred fingers to help you spell the words.





Reception Home Learning Booklet



What might Sophia say?



Reception Home Learning Booklet



What might Sophia's mum say?



Reception Home Learning Booklet





Reception Home Learning Booklet





Tuesday 19th May

Maths



Join in making pattern with this song.

<https://www.youtube.com/watch?v=BQ9q4U2P3ig>

Cut and stick the pictures from page 14 to make your own pattern. Using the table provided on page 13



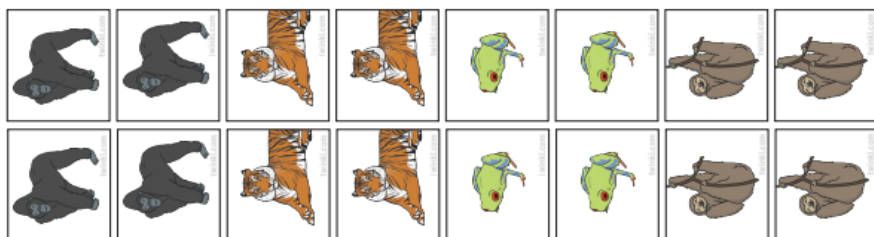



Reception Home Learning Booklet

Make A Pattern



Reception Home Learning Booklet





Reception Home Learning Booklet

Wednesday 20th May

Literacy

Can you write a menu for the tiger? Think about what food/drink he might like.



Here are some ideas.



Text



Text



Text



Text



Text



Text



Text



Text



Text



Text



Text



Text



Tiger Menu







Wednesday 20th May

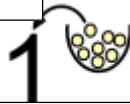
Maths

One more



<https://www.youtube.com/watch?v=Du6JHupzwVo>

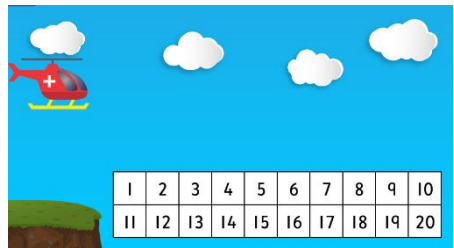
One less



<https://www.youtube.com/watch?v=D3b-kcK3Eg8>

Use this game to practice one more and one less.

<https://www.topmarks.co.uk/learning-to-count/chopper-squad>





Thursday 21st May

Literacy/ RE



Daniel and the lion's Den

Listen to this story with your adult.

<https://www.youtube.com/watch?v=j0R0VaRYOTI>

Daniel loved God.



Daniel knew that God loved him too.



Daniel was brave.





Being Brave



What does it mean to be brave?

Watch this video to find out.

<https://www.bbc.co.uk/teach/class-clips-video/pshe-eyfs-ks1-feeling-brave/z7vrwtv>

Being brave is when you do something even though you feel scared.



When have you been brave like Daniel?

Can you think of a time when you were brave?





St John & St James
Church of England Primary School

Reception Home Learning Booklet

being Brave



dentist



starting
school



bike



assembly



high slide



new

Here are some examples.

Can you write a sentence and
draw a picture of when you were
brave?

I was brave when




Reception Home Learning Booklet

Thursday 20th May

Maths

Can you work out one more and one less? Please use the number line below to help you or use objects.

one less	number	one more
←	7	→
←	5	→
←	3	→
←	8	→
←	10	→
←	12	→
←	15	→





Friday 21st May

Literacy

Who would you most like to visit you for tea?

Have you ever wanted your favourite animal to ring the doorbell? Is there a person you've always wanted to meet or would your favourite visitor be your friends?

Draw your favourite teatime guest on page 23 and write a sentence explaining who it is.

Here are some ideas you might want to use.



Remember to use the structure below to write your sentence on page 7.



Reception Home Learning Booklet

Who is coming to visit you for Tea?



Friday 21st May

Maths


Let's make a sandwich.

How to make a
sandwich.

1



You will need:

2 slices of bread 





butter 

plate 

knife 

Choose you filling  

2

3



First butter two slices of bread.



Reception Home Learning Booklet

4



Jam



Cheese



Honey

Next choose your filling.

5



Put your choosen filling
onto one piece of bread.

6



Then put the second
piece of bread on top.



Reception Home Learning Booklet

7



Now carefully cut your sandwich in **half**.

8



Finally you can eat **half** of your sandwich and share the other **half** with someone in your family.



St John & St James
Church of England Primary School

Reception Home Learning Booklet

Extra learning activities

https://www.youtube.com/watch?v=1_d_eLGamLY



<https://www.youtube.com/watch?v=j0R0VaRYOTI>



<https://www.youtube.com/watch?v=zRvCUz6KFB4>

**BE BOLD!
(BE BOLD!)
BE STRONG!
(BE STRONG!)**

