



St John & St James
Church of England Primary School

Receptions Week 5

Home Learning Booklet

IMPORTANT Parent or Carer –
Please check that you are happy with any
weblinks or use of the internet.






St John & St James
Church of England Primary School

Reception Home Learning Booklet

Monday 4th May

Literacy



Look at the front cover of this story book.

What do you think this story might be about?



Can you point to the title of this story?

Can you read the title with your adult?

Next please listen to this story using the YouTube link below.

<https://www.youtube.com/watch?v=6c5cb0uOrPM>

Were your story predictions, right?






Reception Home Learning Booklet

Once you have listened to the story. Listen to the story again, but this time look at the text on each page and see if you can spot any **'Red Words'**.

Use the tally chart below to record the **'Red Words'** you find.



"No **you** can't," said Mrs Bear.
"It's bedtime."

I	
the	
you	
my	
said	
be	
are	
your	
of	
no	



St John & St James
Church of England Primary School

Reception Home Learning Booklet

Monday 4th May

Maths

Can you use different materials at home to create your own Rocket?



Here are some materials you might be able to find at home.



When you are constructing your rocket, see if you can name some 2D shapes.



Challenge

Can you name the 3D shapes you are using?



Take a photo and send it in

eyfs@stjohnandjames.sch.uk





Tuesday 5th May

Literacy

Whatever Next!

Jill Murphy



Listen to the Whatever Next story again


<https://www.youtube.com/watch?v=FdirDixz16o>

Once you have listened to the story. Answer the following question.

What did Baby Bear take to the moon?



Use the pictures from the story to help you remember.





Reception Home Learning Booklet

Next can you write some sentences about what you can see in this picture?

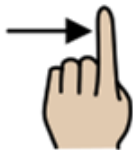
Remember to think of your sentence first.



Next hold your sentence in your head by saying it lots of time.



Then write your sentence, remembering finger spaces and a full stop at the end.



Using your Fred fingers to help you spell the words.





St John & St James
Church of England Primary School

Reception Home Learning Booklet

Can you write a list of items Baby
Bear took to the Moon?





Tuesday 5th May

Maths

Work out these number sentences.

Use practical objects to help you for example Pens, pencils counters etc.

$$6 + \text{1 monster} = \bigcirc$$

$$2 + \text{5 small blue monsters} = \bigcirc$$

$$3 + \text{2 spaceships} = \bigcirc$$

$$1 + \text{5 strawberries} = \bigcirc$$

$$5 + \text{4 green aliens} = \bigcirc$$

$$9 + \text{1 planet} = \bigcirc$$

$$4 + \text{3 monsters} = \bigcirc$$

$$1 + \text{2 spaceships} = \bigcirc$$

$$2 + \text{2 giraffes} = \bigcirc$$



Wednesday 6th May

Literacy

Your literacy task today is to sequence the pictures from the story *Whatever Next*.

You need to cut out the pictures on the following page and put them in the right order.



Please make sure you let your adult know you are using the scissors and ask for help if needed.

Once you have sequenced the pictures, use them and re-tell the story.



Challenge

Write a sentence under each picture describing what is happening in each part of the story?



Reception Home Learning Booklet





Wednesday 6th May

Maths




Can you count backwards from 20?

Use this song to help you.

<https://www.youtube.com/watch?v=ShqXL-zfLxY>

Counting Backwards from 20

20	18	17	15	14	12		9		6	5		2
	19	18	16	15		11	10		7	6	4	3
			16		13			8			4	3




	19	18		16	15	
13		11			8	7
		4	3			



Thursday 7th May

RE/Literacy




What can you see in this picture?



I can see a.....



Reception Home Learning Booklet



I can see a



Reception Home Learning Booklet

Listen to this story on YouTube.



<https://www.youtube.com/watch?v=Wbfp7fzhj4Y>

This story can be found in the old testament of the bible.

Question time



Why do you think God chose a rainbow as a sign of his promise?



What did God promise in this story?



What is a promise?



Reception Home Learning Booklet



What kind of promises can you make?



I promise to hang up my coat',



I promise to tidy my room.




I promise to share my Lego.





Reception Home Learning Booklet

Colour in the rainbow and write your promise underneath,





Thursday 7th May

Maths

Can you find one more and one less? You can use the number line to help you.

<input type="text"/>	← 1 less	7	1 more →	<input type="text"/>
<input type="text"/>	← 1 less	4	1 more →	<input type="text"/>
<input type="text"/>	← 1 less	9	1 more →	<input type="text"/>
<input type="text"/>	← 1 less	11	1 more →	<input type="text"/>
<input type="text"/>	← 1 less	13	1 more →	<input type="text"/>
<input type="text"/>	← 1 less	10	1 more →	<input type="text"/>

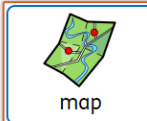


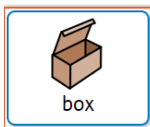




Friday 8th May

Literacy

Using a box as your Rocket. Think about what you might need to take with you.



Once you are all set to blast off!

Where is your rocket taking you? To the moon, Peppa Pig World, Dinosaur Land, it up to you. I'm sure you can think of lots of exciting places you could visit.

Ask your adult to take a photo of you on your adventure and send it to eyfs@stjohnandjames.enfield.sch.uk





Friday 8th May

Maths

BEST EVER BISCUITS

CREATED BY CHILDREN FOR
CHILDREN TO FOLLOW AS
INDEPENDENTLY AS POSSIBLE.



Make your own biscuit to
take with you in your
Rocket.

What do we need?
Shopping List

- Plain Flour
- Caster Sugar
- Eggs
- Vanilla Essence
- Unsalted Butter


BEST
EVER
BISCUITS



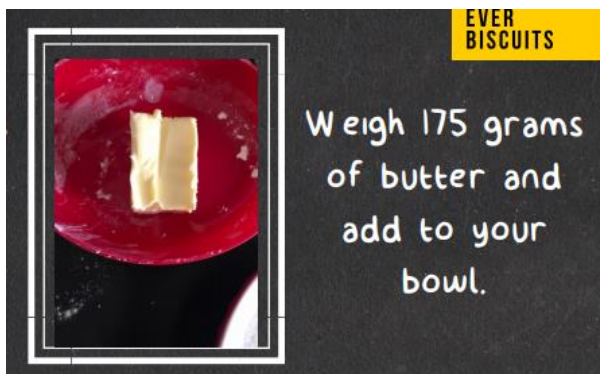


Reception Home Learning Booklet


1



2



3





Reception Home Learning Booklet

4



Weigh 200
grams of sugar
and add to the
bowl.

5



Add a few drops
of Vanilla
Essence.

6



**EVER
BISCUITS**

Crack an egg in.



Reception Home Learning Booklet

7



Mix up with
your hands until
it is a nice
dough like this.

8



Sprinkle some
flour onto the
table and roll
out with a
rolling pin.

9



Cut out the
biscuits in a shape
of your choice.



Reception Home Learning Booklet

10



11



Ask your adult to take some photos for you cooking and send them to eyfs@stjohnandjames.enfield.sch.uk

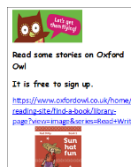




Extra learning activities



IMPORTANT Parent or Carer –
Please check that you are happy
with any weblinks or use of the



Strike a pose

Play your favourite music, clapping and dancing to the beat. When the music stops strike a pose and freeze.



I went to the shop and brought...

Play 'I went to the shop and brought' using a shopping bag and items. Each object must be recalled in the right order.



Just dance nursery rhymes



Join in and get moving.

<https://www.youtube.com/watch?v=8IKWYTP7RN4>

Get moving with the trolls

<https://www.youtube.com/watch?v=KhfKzUwYFk>



Get drawing with sqiggle it

<https://www.youtube.com/watch?v=B0DaegLjFXI>



I am yours

Join in and get moving.

<https://www.youtube.com/watch?v=DwrW6rZ>

[z2fc](#)



Ask your adult to take some photos of your home learning and send it to eyfs@stjohnandjames.enfield.sch.uk