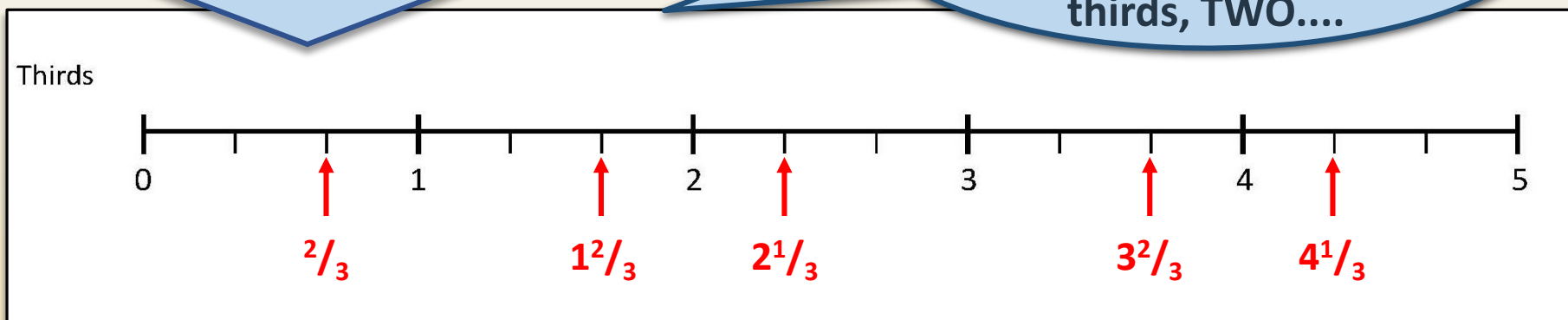


Count in $\frac{1}{4}$ s, $\frac{1}{3}$ s, $\frac{1}{8}$ s and $\frac{1}{10}$ s, saying equivalent fractions.

This number line goes up in **thirds**.

Let's count along the line... one third, two thirds, ONE, one and one third, one and two thirds, TWO....



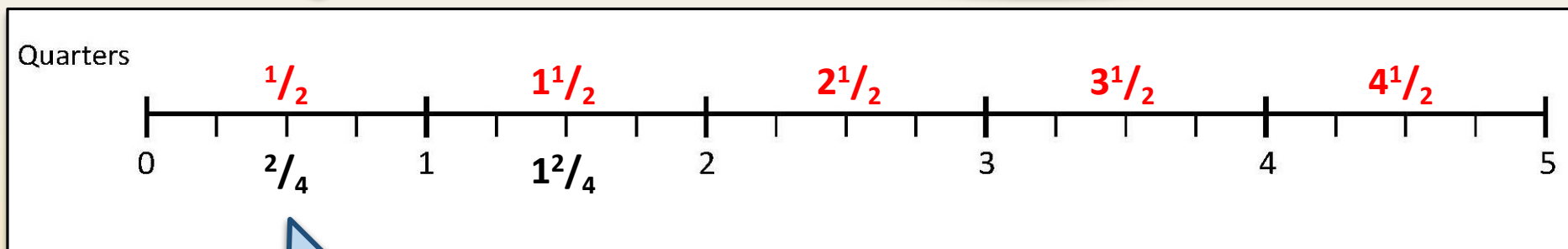
Write the number the arrow points to.



Count in $\frac{1}{4}$ s, $\frac{1}{3}$ s, $\frac{1}{8}$ s and $\frac{1}{10}$ s, saying equivalent fractions.

This number line goes up in **quarters**.

Let's count along the line from one quarter to five:
One quarter, two quarters, three quarters, ONE, one and one quarter....



What's another way of saying two quarters?

One and two quarters?
Two and two quarters...

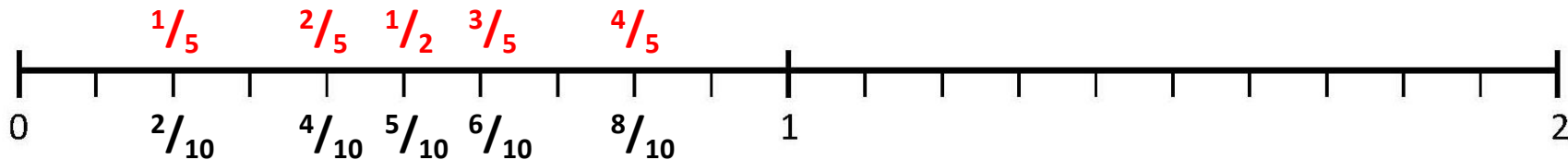
Let's count to five using quarters and halves:
One quarter, one half, three quarters, ONE, one and a quarter, one and a half, one and three quarters...

Count in $\frac{1}{4}$ s, $\frac{1}{3}$ s, $\frac{1}{8}$ s and $\frac{1}{10}$ s, saying equivalent fractions.

This number line goes up in **tenths**.

Let's count along the line to two:
One tenth, two tenths, three tenths.....ONE, one and a tenth....

Tenths



Let's mark on **equivalent** fractions.

Let's count along in tenths from 0 to 1 using the simplest equivalent fractions.

Now from 1 to 2 – the pattern will be the same..