

Reception home learning booklet



**St John & St James**  
Church of England Primary School



**St John & St James**  
Church of England Primary School

***Reception Week 4***

*Home Learning booklet*





## *We're Going on a Bear Hunt*

Michael Rosen

Helen Oxenbury



### Activity 1

Hello everybody! We will be learning about *We're Going on a bearhunt* this week in Saint Christopher.

Look very closely at the front cover. Talk about what you can see. What is happening?

What do you notice about this picture? Why do you think the children's hair is sticking up like that?

Before you even listen to the story you need to think about what it might be about. This is called

making a **prediction**. If you know the story you can write about what you remember.



## Reception home learning booklet

### Your task

We have started the sentence for you. You need to finish it

Mrs McGovern had a go - I predict that the story is about going to the zoo.

Ms Bryan had a go - I predict that the story is about Playing with sticks in the park.

Now your go – Remember, you need to know your sentence very well before you write it.

Say it out loud, pinch it on your fingers, put it in your head.

Finish the sentence. Remember to use your Fred fingers to write the sounds that you hear.

I predict that the story is about

---

Now lets listen to the story

<https://www.youtube.com/watch?v=KL36gMrHJa>

I



## Reception home learning booklet



### Activity 2

Draw a picture of a bear.

Choose some adjectives or describing words to finish this sentence about your bear.

Hairy, big, huge, frightening, fierce, furry, brown, cuddly, friendly



hairy



big



brown



fierce



cuddly



friendly



## Reception home learning booklet

My bear is \_\_\_\_\_ and \_\_\_\_\_  
and \_\_\_\_\_

### Activity 3

Read the poem . Learn the poem. Use movement to act out the poem.

#### **Bear**

Big bear, big Bear  
Hunting in the trees  
Feasting on the honeycomb  
Made by busy bees  
Bzzz, bzzz, bzzz

Big bear, big bear  
Wading in the lake  
Fish is your favourite dish  
Which one will you take?  
Splash, splash, splash

Big bear, big bear  
Resting in your den  
Sleeping through the winter  
Before you're out again  
Zzz, zzz, zzz



#### Verse 1

Make your body big  
and wide to pretend to  
be a big bear.

Pretend to prowls  
around, hunting in the  
trees.

Pretend to eat the  
honeycomb and buzz  
like a bee

#### Verse 2

Pretend to walk around  
(wade) in the lake

Catch a fish



## Reception home learning booklet

Use your arms to splash around in the water

Verse 3

Lie down and pretend to sleep

### Activity 4



Collect some pans and spoons from your home.

Listen to the story Beat out the rhythm of the story using your pans and spoons.

### Activity 5

Paint a picture of all the places that the family visited.  
Label the areas.





## Reception home learning booklet



### Activity 6

Make some binoculars  
and use them to pretend  
to go on your bearhunt

### Activity 7

<https://www.youtube.com/watch?v=54CDgurNMSI>

Bear Hunt yoga - Namaste !



Reception home learning booklet

Activity 8

**Bear Hunt Story Map**

1

2

3

4

5

twinkl [www.twinkl.co.uk](https://www.twinkl.co.uk)





## Reception home learning booklet



### Activity 9

#### Your task

Listen to the story again and then think about what happened in what order.

What happened first ? what happened next ? What happened last? Look at the numbers and either draw your own or cut out the pictures provided and stick them in the correct order.

Talk about what you have done with your helper!



Reception home learning booklet

Have a go at writing a sentence to describe what happened.

Ms Bryan had a go at a sentence for the first picture 1.

The family set off on a bear hunt.

Don't try to do all your sentences at once. You can come back to this task.

Activity 10

<https://www.youtube.com/watch?v=eHbByA0fQnQ>

1	2	3	4	5	6	7	8	9	10

11	12	13	14	15	16	17	18	19	20


•Can you write numbers to 20 without looking or copying?




## Reception home learning booklet

### Activity 11

Washing Line Missing Numbers



Washing Line Missing Numbers



<https://www.youtube.com/watch?v=OVLxWIHRD4E>



### Activity 11

Which numbers are missing ? Find them and write them !



## Activity 12

Cut out the 5 places the family visited. Stick them down on paper or card. Cut out the words and stick them under the right image. Get your helper to call out different instructions to practice over, under and through. For example OVER the grass. You would then move your bear over the grass. These words are called **Prepositions** and are repeated throughout *Were Going on a bear hunt*.

### Hide the bear

Play a game to practice prepositions.

Over

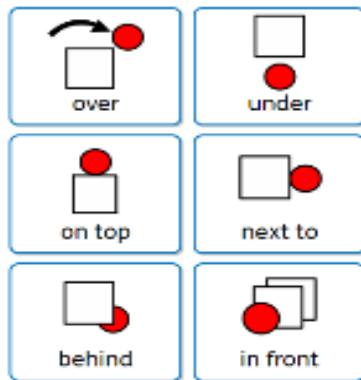
Under

on top

next to

behind

in front.



Use a favourite small toy. Close your eyes. Get your helper to hide your toy. Open your eyes. Your helper will give you a clue about where your toy is hiding. For example, " Batman is hiding under ... "



## Activity 13

You can order the bears from smallest to biggest or from biggest to smallest

### Bears

Cut out each image and order them by size.





Reception home learning booklet

## **Activity 14**

Watch the video

<https://www.youtube.com/watch?v=3fjloNSfXtg>


Talk to your helper

Why was God angry?

What kind of man was Noah?

How long were the animals and humans on the ark?

What did Noah send out to find dry land ?





Reception home learning booklet

## Activity 15

Draw Noah

Draw animals in, on and walking to the ark.

[https://www.youtube.com/watch?v=R\\_I-ZDv9IMA](https://www.youtube.com/watch?v=R_I-ZDv9IMA)