

# Year 2

## Home Learning

### Monday 27<sup>th</sup> April - Friday 1<sup>st</sup> May

### Week 4

#### Year 2/ P3 online lessons

Monday 27 April - Friday 1 May



BBC

**Bitesize**  
Daily lessons

#### Monday

##### English

Forming letters correctly and using alliteration in writing

#### Tuesday

##### English

Using capital letters, full stops and joining words.

#### Wednesday

##### English

Using the words 'and', 'or', 'but', 'because' and 'if'.

#### Thursday

##### English

Creating sentences with description

#### Friday

##### English

Reading lesson: Funny Bones by Allan Ahlberg

##### Maths

Recognise coins and amounts

##### Maths

Make amounts

##### Maths

Compare and order amounts

##### Maths

Solve problems involving money

##### Maths

Challenge of the week

##### History

Who was Neil Armstrong?

##### Geography

Introduction to Europe - France

##### Science

Different types of material

##### Religious Studies

The story of Passover

##### Music

Body percussion

Hello Year 2,

We hope you enjoy the learning activities Ms Toms and Mrs Eldridge have created for you. Do not forget to log onto Purple Mash, Mathletics and Scholastic reading.

<https://www.purplemash.com/sch/stjohnn18>

<https://login.mathletics.com/>

<https://educator-slz03.scholasticlearningzone.com/slz-portal/#/>

If you have forgotten your login details or you are struggling to use the websites let your teacher know and we can help you.

We hope you are reading lots and staying safe.

From

Ms Toms and Mrs Eldridge

## Day 1 - Week 2

a

b

c

d

e

f

g

h

i

j

k

l

m

n

o

p

q

r

s

t

u

v

w






x

y









## Alliteration

**Learning Outcome:** To use alliteration in writing.

**Task:** Look at the pictures. Think about sights, sounds, smell, touch, feel, actions, adverbs, verbs, adjectives and choose some words beginning with the same letter. Write a sentence containing some alliteration about the picture.

























snake 	slithers, silently, smooth, scaly, slowly, slippery, sandy, scorching	The slippery slake slides slowly and silently over the scorching, sun burned sand.
mountain 		
sea 		
fire 		
river 		

# Day 1 - Maths

1p      2p      5p      10p      20p      50p      £1      £2

Now you can tell me what each coin is can you now tell me how much is shown below?



















     	_____ p
      	_____ p
_____ p	       
_____ p	  

Use >, < or = to compare the money.

< Less than

> More than

= The same/equal

 	<input type="text"/>	     
 	<input type="text"/>	   
  	<input type="text"/>	

# Neil Armstrong



Date of birth: \_\_\_\_\_



Date of death: \_\_\_\_\_

\_\_\_\_\_ is significant because \_\_\_\_\_

\_\_\_\_\_

\_\_\_\_\_

\_\_\_\_\_



A picture of Neil Armstrong



Interesting Fact

\_\_\_\_\_

\_\_\_\_\_

\_\_\_\_\_





## Day 2 - English

Read these sentences. Write each one yourself with a full stop and capital letters in the right places.

1. paul eats peas with his meat

---

2. kay must pay for her new bike

---

3. we can bake a pie today

---

4. the boys shout as they play outside

---

5. they saw that the dog had hurt its paw

---

**Join these sentences together.**

You can use:

but

and

so

as

although



1. It is a beautiful day. I am going to the park.
2. The dog barked. He chased the postman.
3. It is raining outside. I need to wash the car.
4. I love chocolate. I enjoy ice-cream.
5. I did study for the test. I did not do very well.
6. James like Samantha. Samantha likes Ian.

Challenge!

Can you make up some sentences of your own?

## Day 2 - Maths

**Remember you can use real coins to help you!**



**Draw 2 ways of making:**

1. 8p =

2. 12p =

3. 17p =

4. 25p =


5. 29p =

## Day 2

### Geography

#### Introduction to Europe - France

#### Colour the French flag



#### Identify France on the map



Font

#### Write two facts that you know about France.

---

---

## Day 3 - English

Complete the sentences using:

and                      or                      but                      because                      if

1. I am going to the cinema \_\_\_\_\_ Nick is coming too.
2. I had five bars of chocolate \_\_\_\_\_ I was hungry.
3. My friend is 7 years old \_\_\_\_\_ I am only 5 years old.
4. Carla had chips \_\_\_\_\_ Jill had cake.
5. I wanted to see the Lego movie at the cinema \_\_\_\_\_ there were no tickets left.
6. Shannon said we can draw a picture \_\_\_\_\_ watch a film.
7. Nathan came home \_\_\_\_\_ it was time for his dinner.
8. Glen answered a question \_\_\_\_\_ he got it wrong.
9. I wanted to play outside \_\_\_\_\_ it was raining.
10. Mum says we can go to the park \_\_\_\_\_ it is sunny.

## Day 3 - Maths


Circle the box with **the greatest** amount.



£ \_\_\_\_\_



£ \_\_\_\_\_



\_\_\_\_\_p



\_\_\_\_\_p



£ \_\_\_\_\_



£ \_\_\_\_\_



\_\_\_\_\_p



\_\_\_\_\_p

Circle who has the least?

I have £24    I have 24p

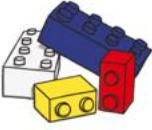





I have 38p    I have £38







## Day 3 - Science

Match the object with the material it is made from.

rock  
brick  
paper  
cardboard


wood  
plastic  
glass  
metal

Challenge: Can you identify some objects that are made from these materials?

Wood	Plastic	Glass	Metal	Rock	Brick	Paper	Cardboard
ruler	ruler		ruler			books	

## Day 4 - English






Character description - Can you use the words below to describe the characters from the story Funny Bones?

This image shows a blank sheet of white paper with horizontal ruling lines. The lines are evenly spaced and extend across the width of the page. There are no margins, text, or other markings on the paper.



## Day 4 - Maths

Complete the word problems below.

<p>At the shops, I bought one apple at 10p, and one banana at 12p. How much do I have to pay?</p> 	<p>A stamp costs 10p each. How much would two stamps cost?</p> 
<p>I went to the toy shop. I spent 20p on teddy bears, 15p on cars, and 6p on <u>aeroplanes</u>. How much did I spend altogether?</p> 	<p>I spent 11p on apples, 21p on cherries And 3p on sweets. How much do I pay altogether?</p> 
<p>In my garden, I spent 40p on roses and 23p on tulips. How much change did I get from £1?</p> 	<p>At the shops, I buy three toys. Two of my <u>toys</u> costs £5 and the other one costs £2. How much do I pay altogether?</p>



<https://www.bbc.co.uk/bitesize/clips/zmq6sbk>

## Quiz time!

1. What special foods do you see in the video?
2. What does the boy sing at the beginning of the video?
3. Who was the ruler of Egypt in the story?
4. Why do they dip parsley into salt water?
5. What does the Horseradish symbolise?
6. What did God tell Moses to do?
7. What happened to the river Nile?
8. There was an animal that covered the land. What was it?
9. What type of weather destroyed the crops?
10. How did the bread bake?
11. How many years did it take for the Jewish people to be free?

Day 5

English

## Book review

Book title: \_\_\_\_\_

Author: \_\_\_\_\_



Who are the main characters in the story?

---

---

---

---

---

Can you describe the story setting?

---

---

---

---

Draw a picture to show what happens first, next and last.

First


Next

Last

## Day 5 - Maths

### Maths Challenge!

Ram divided 15 pennies among four small bags.



He labelled each bag with the number of pennies inside it.

He could then pay any sum of money from 1p to 15p without opening any bag.

How many pennies did Ram put in each bag?

---

## Day 5 - Music

Body Percussion - Can you tell me the different sounds you can make with your body? I have done one for you. Have a go at performing your ideas to someone in your home.

